



# Transformer



\*1M000000\*

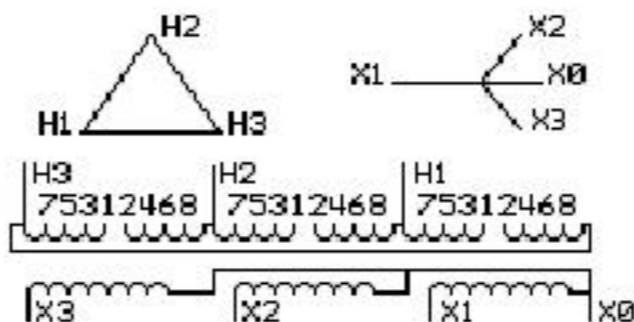
Catalog Number  
**9T10C1007G65**

Type **QL**

**225.0 KVA 60 HZ 3 PH 3.2 % IMP**

40 C AMB. 80 C RISE 220 C SYSTEM IS-19C

Note: Design is based on 300.0KVA & 115C Rise 4.5% Imp.



JUMPER CONNECTION	
TAP	VOLTS
1-2	504
2-3	488
3-4	480
4-5	464
5-6	456
6-7	440
7-8	432

NET WGT  
2150 LB  
975.2 Kg

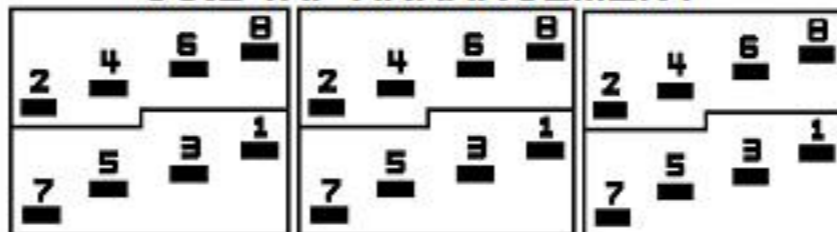
53726  
DK76C

NOG  
021216

INSPECTION  
&  
FINAL TEST  
N607!

PRIMARY (H)	480 VOLTS (LINE-LINE)
SECONDARY (X)	208 VOLTS (LINE-LINE)
	120 VOLTS (LINE-NEUTRAL)

### COIL TAP ARRANGEMENT




ENCLOSURE TYPE 2 (IP20). OR RAINPROOF TYPE 3R (IP22) WHEN PROVIDED SHIELD 9T18Y1077G06

Assembled in Mexico

BEFORE HANDLING, INSTALLING AND OPERATING, SEE INSTRUCTION 475A667AAP001  
COPPER CONDUCTOR PRIMARY: 10 KV BIL SECONDARY: 10 KV BIL

Outline:  
303B112GEDXP78C

**IN ACCORDANCE WITH NEC SECTION 450-9, ALLOW AT LEAST SIX INCHES CLEARANCE FOR VENTILATION. CHECK ADDITIONAL NEC AND LOCAL CODE**



\*2M000000\*



\*3M000000\*