



Transformer



1M0000000

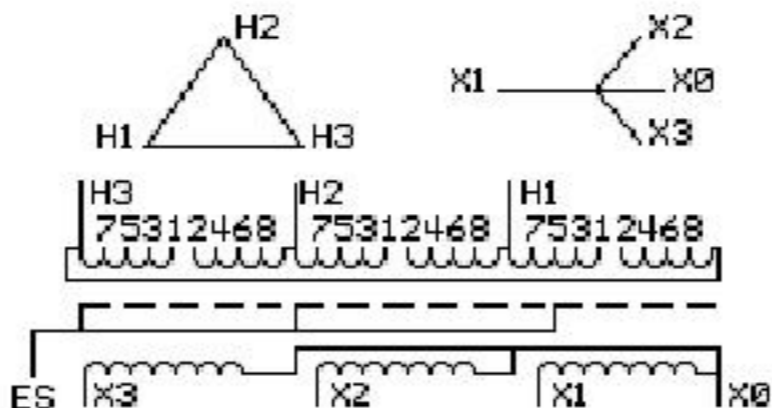
Catalog Number

Type QL

9T10C1008G03

300.0 KVA 60 HZ 3 PH 4.8 % IMP

40 C AMB. 150 C RISE 220 C SYSTEM IS-19C



JUMPER CONNECTION	
TAP	VOLTS
1-2	504
2-3	488
3-4	480
4-5	464
5-6	456
6-7	440
7-8	432

NET WGT
1970 LB
893.6 Kg

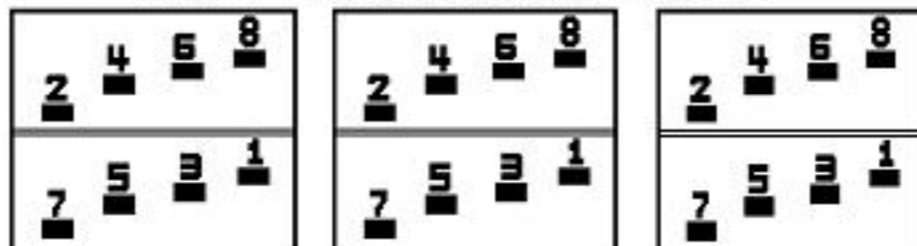
58868
DY78C

NOG
121815

INSPECTION
&
FINAL TEST
N551!

PRIMARY (H) 480 VOLTS (LINE-LINE)
 SECONDARY (X) 208 VOLTS (LINE-LINE)
 120 VOLTS (LINE-NEUTRAL)

COIL TAP ARRANGEMENT



ELECTROSTATIC GROUND SHIELD IN EACH PHASE

ENCLOSURE TYPE 2 (IP20) OR RAINPROOF TYPE 3R (IP22) WHEN PROVIDED SHIELD 9T18Y1077G06

Assembled in Mexico


BEFORE HANDLING, INSTALLING AND OPERATING, SEE INSTRUCTION 475A667AAP001 Outline:
 COPPER CONDUCTOR PRIMARY: 10 KV BIL SECONDARY: 10 KV BIL 303B112GEDYP78C

IN ACCORDANCE WITH NEC SECTION 450-9, ALLOW AT LEAST SIX INCHES CLEARANCE FOR VENTILATION. CHECK ADDITIONAL NEC AND LOCAL CODE

GE Energy Industrial Solutions

NEMA CLASS AA DRY TYPE TRANSFORMER

Meets DOE 2016 efficiency



2M0000000



3M0000000