



# Transformer



\*1M0000000\*

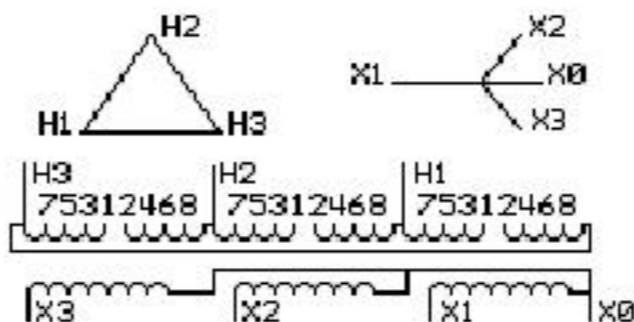
Catalog Number

Type QL

9T10C1027

225.0 KVA 60 HZ 3 PH 4.3 % IMP

40 C AMB. 150 C RISE 220 C SYSTEM IS-19C



JUMPER CONNECTION	
TAP	VOLTS
1-2	501
2-3	493
3-4	480
4-5	471
5-6	456
6-7	441
7-8	433

NET WGT  
1610 LB  
730.3 Kg

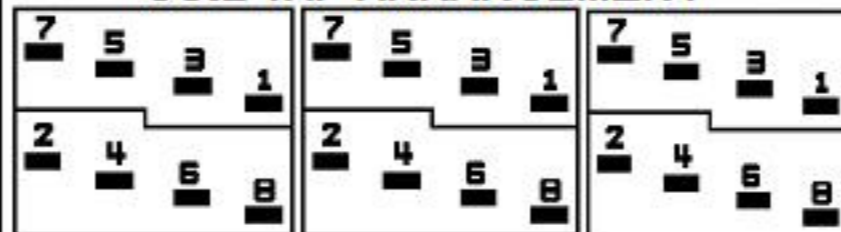
60262  
DY77C

NOG  
020816

INSPECTION  
&  
FINAL TEST  
N607!

PRIMARY (H) 480 VOLTS (LINE-LINE)  
 SECONDARY (X) 220 VOLTS (LINE-LINE)  
 127 VOLTS (LINE-NEUTRAL)

### COIL TAP ARRANGEMENT




Assembled in Mexico

ENCLOSURE TYPE 2 (IP20). OR RAINPROOF TYPE 3R (IP22) WHEN PROVIDED SHIELD 9T18Y1077G06

BEFORE HANDLING, INSTALLING AND OPERATING, SEE INSTRUCTION 475A667AAP001  
COPPER CONDUCTOR PRIMARY: 10 KV BIL SECONDARY: 10 KV BIL

Outline:  
303B112GEDYP77C

**IN ACCORDANCE WITH NEC SECTION 450-9, ALLOW AT LEAST SIX INCHES CLEARANCE FOR VENTILATION. CHECK ADDITIONAL NEC AND LOCAL CODE**



\*2M0000000\*



\*3M0000000\*