



Transformer

by ABB



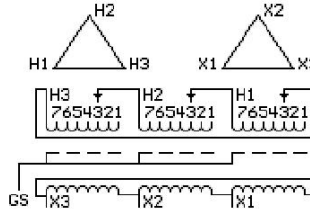
1M000000

Catalog Number 9T10C1101G03 **Type** QL


15.0 KVA 60 HZ 3 PH 4.1 % IMP
40 C AMB. 150 C RISE 220 C SYSTEM IS-19C

PRIMARY (H) 480 VOLTS (LINE-LINE)
SECONDARY (X) 480 VOLTS (LINE-LINE)

JUMPER CONNECTION TAP	VOLTS
1	504
2	492
3	480
4	468
5	456
6	444
7	432



COIL TAP ARRANGEMENT



NET WGT 230 LB
INSPECTION & FINAL TEST 104.3 Kg
NOG 89604
UX71C N139!
 092021



ELECTROSTATIC GROUND SHIELD IN EACH PHASE

ENCLOSURE TYPE 2 (IP20). OR RAINPROOF TYPE 3R (IP22) WHEN PROVIDED SHIELD 9T18Y1071G06

ASSEMBLED IN MEXICO

BEFORE HANDLING, INSTALLING AND OPERATING, SEE INSTRUCTION 475A667AAP001
 COPPER CONDUCTOR PRIMARY: 10 KV BIL SECONDARY: 10 KV BIL
 IN ACCORDANCE WITH NEC SECTION 450-9, ALLOW AT LEAST SIX INCHES CLEARANCE FOR VENTILATION.
 CHECK ADDITIONAL NEC AND LOCAL CODE

X3 H3 X2 H2 X1 H1 -

Note: standard

Outline: 303B111GEUXP71C

NEMA CLASS AA DRY TYPE TRANSFORMER


Meets DOE 2016 efficiency

X3 H3 X2 H2 X1 H1



2M000000

X3 H3 X2 H2 X1 H1



3M000000