



# Transformer



\*1M0000000\*

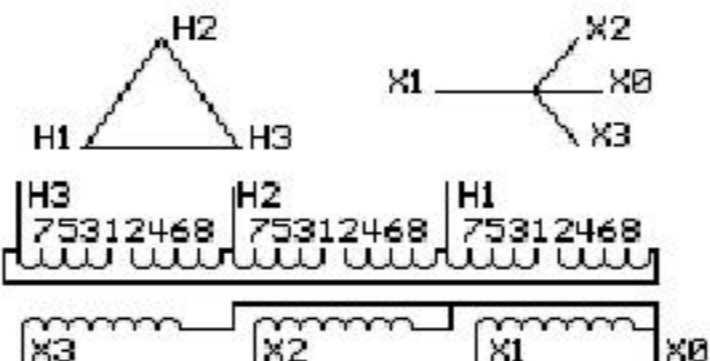
Catalog Number  
**9T10C1175G31**

Type QL

**112.5 KVA 60 HZ 3 PH 2.8 % IMP**

40 C AMB. 115 C RISE 220 C SYSTEM IS-19C

PRIMARY (H) 480 VOLTS (LINE-LINE)  
SECONDARY (X) 480 VOLTS (LINE-LINE)  
277 VOLTS (LINE-NEUTRAL)



JUMPER CONNECTION	
TAP	VOLTS
1-2	506
2-3	494
3-4	480
4-5	470
5-6	458
6-7	446
7-8	434

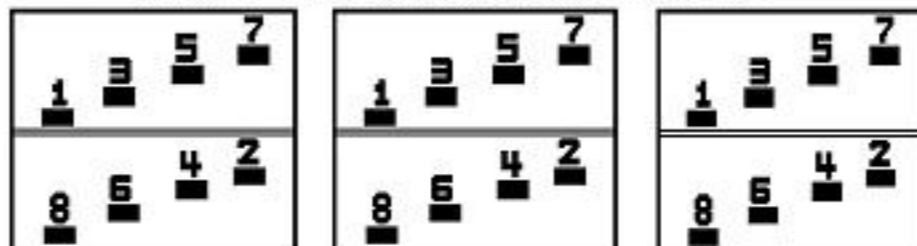
NET WGT  
900 LB  
408.2 Kg

58914  
DX75C

NOG  
010416

INSPECTION  
&  
FINAL TEST  
N602!

### COIL TAP ARRANGEMENT



ENCLOSURE TYPE 2 (IP20). OR RAINPROOF TYPE 3R (IP22) WHEN PROVIDED SHIELD 9T18Y1074G06


Assembled in Mexico

BEFORE HANDLING, INSTALLING AND OPERATING, SEE INSTRUCTION 475A667AAP001  
COPPER CONDUCTOR PRIMARY: 10 KV BIL SECONDARY: 10 KV BIL Outline: 303B111GEDXP75C


IN ACCORDANCE WITH NEC SECTION 450-9, ALLOW AT LEAST SIX INCHES  
CLEARANCE FOR VENTILATION. CHECK ADDITIONAL NEC AND LOCAL CODE

X3 - X2 - X1 - -  
- H3 - H2 - H1

Note: X0 at the bottom



\*2M0000000\*



\*3M0000000\*

X3 - X2 - X1 - -  
- H3 - H2 - H1  
X3 - X2 - X1 - -  
- H3 - H2 - H1  
X0