



Transformer



1M000000

X4

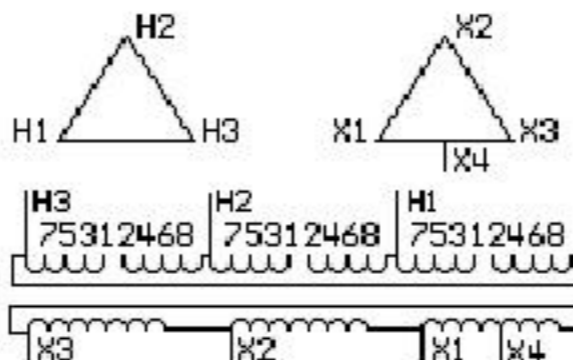
Catalog Number

Type QL

9T10C1185

112.5 KVA 60 HZ 3 PH 5.7 % IMP

40 C AMB. 150 C RISE 220 C SYSTEM IS-19C



JUMPER CONNECTION	
TAP	VOLTS
1-2	503
2-3	491
3-4	480
4-5	469
5-6	457
6-7	446
7-8	434

NET WGT
790 LB
358.3 Kg

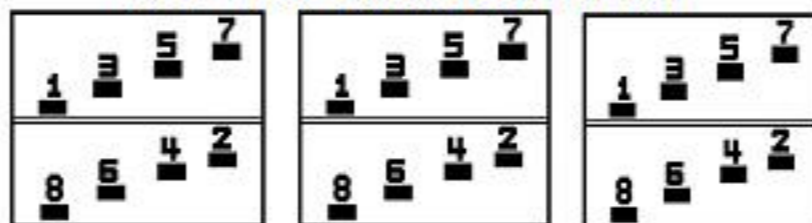
60457
DY75C

NOG
022516

INSPECTION
&
FINAL TEST
N609!

PRIMARY (H) 480 VOLTS (LINE-LINE)
 SECONDARY (X) 240 VOLTS (LINE-LINE)
 120 VOLTS (1 PH MIDTAP)

COIL TAP ARRANGEMENT



ENCLOSURE TYPE 2 (IP20). OR RAINPROOF TYPE 3R (IP22) WHEN PROVIDED SHIELD 9T18Y1074G06

REDUCED CAPACITY TAP RATED AT 5% OF 3 PH KVA

BEFORE HANDLING, INSTALLING AND OPERATING, SEE INSTRUCTION 475A667AAP001

COPPER CONDUCTOR

PRIMARY: 10 KV BIL

SECONDARY: 10 KV BIL

Outline:

303B111GEDYP75C


Assembled in Mexico

X3 - X2 - X1 - X4
 - H3 - H2 - H1


Note: MID-TAP

IN ACCORDANCE WITH NEC SECTION 450-9, ALLOW AT LEAST SIX INCHES
 CLEARANCE FOR VENTILATION. CHECK ADDITIONAL NEC AND LOCAL CODE

X4
 - X1 - H1
 - X2 - H2
 - X3 - H3
 - X1 - H1
 - X2 - H2
 - X3 - H3



2M000000



3M000000