



Transformer



1M0000000

Catalog Number

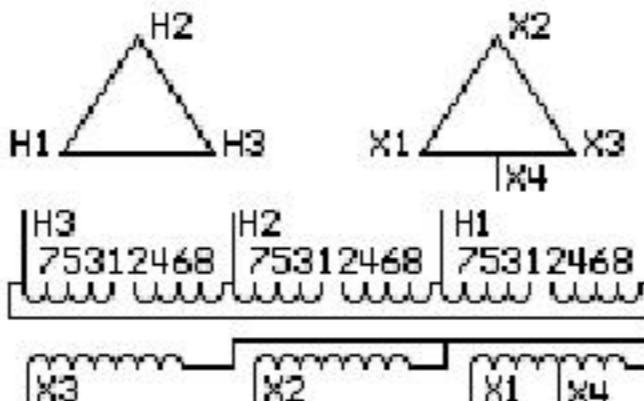
Type QL

9T10C1188

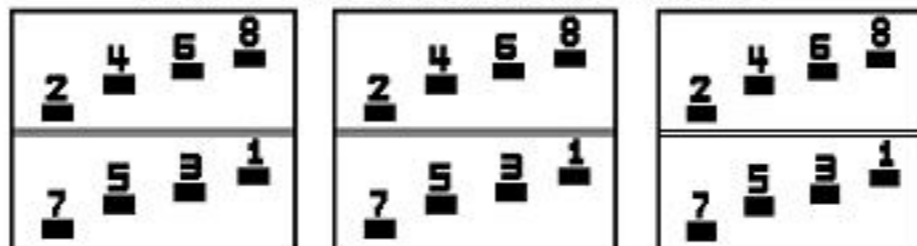
300.0 KVA 60 HZ 3 PH 5.3 % IMP

40 C AMB. 150 C RISE 220 C SYSTEM IS-19C

PRIMARY (H) 480 VOLTS (LINE-LINE)
SECONDARY (X) 240 VOLTS (LINE-LINE)
120 VOLTS (1 PH MIDTHAP)



COIL TAP ARRANGEMENT



JUMPER CONNECTION	
TAP	VOLTS
1-2	504
2-3	496
3-4	480
4-5	464
5-6	456
6-7	448
7-8	432

NET WGT
1970 LB
893.6 Kg

58490
DY78C

NOG
120315

INSPECTION
&
FINAL TEST
N549!



Assembled in Mexico

ENCLOSURE TYPE 2 (IP20) OR RAINPROOF TYPE 3R (IP22) WHEN PROVIDED SHIELD 9T18Y1077G06

REDUCED CAPACITY TAP RATED AT 5% OF 3 PH KVA

BEFORE HANDLING, INSTALLING AND OPERATING, SEE INSTRUCTION 475A667AAP001

Outline:

COPPER CONDUCTOR

PRIMARY: 10 KV BIL


SECONDARY: 10 KV BIL

303B112GEDYP78C

IN ACCORDANCE WITH NEC SECTION 450-9, ALLOW AT LEAST SIX INCHES CLEARANCE FOR VENTILATION. CHECK ADDITIONAL NEC AND LOCAL CODE



2M0000000



3M0000000