



# Transformer

by ABB



\*1M000000\*

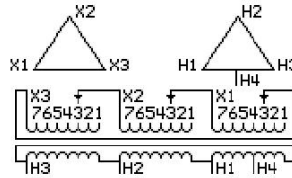
**Catalog Number** 9T10C1322 **Type** QL

30.0 KVA 60 HZ 3 PH 6.4 % IMP  
40 C AMB. 150 C RISE 220 C SYSTEM IS-19C


PRIMARY (X) 208 VOLTS (LINE-LINE)  
SECONDARY (H) 240 VOLTS (LINE-LINE)  
120 VOLTS (1 PH MIDTAP H1-H4)

**JUMPER CONNECTION TAP VOLTS**

1	218
2	214
3	208
4	202
5	198
6	192
7	188



**COIL TAP ARRANGEMENT**





**NET WGT** 353 LB  
160.1 Kg  
89692  
UX72C

**INSPECTION & FINAL TEST**  
NOG  
N139!  
092021



H3	X3	H2	X2	H1	X1	H4
-	-	-	-	-	-	-
H3	X3	H2	X2	H1	X1	H4
-	-	-	-	-	-	-



ENCLOSURE TYPE 2 (IP20). OR RAINPROOF TYPE 3R (IP22) WHEN PROVIDED SHIELD 9T18Y1072G06  
REDUCED CAPACITY TAP RATED AT 5% OF 3 PH KVA

BEFORE HANDLING, INSTALLING AND OPERATING, SEE INSTRUCTION 475A667AAP001  
COPPER CONDUCTOR PRIMARY: 10 KV BIL SECONDARY: 10 KV BIL  
IN ACCORDANCE WITH NEC SECTION 450-9, ALLOW AT LEAST SIX INCHES CLEARANCE FOR VENTILATION.  
CHECK ADDITIONAL NEC AND LOCAL CODE

NEMA CLASS AA DRY TYPE TRANSFORMER

Meets DOE 2016 efficiency

ASSEMBLED IN MEXICO

H3 X3 H2 X2 H1 X1 H4

Note: MID-TAP

Outline: 303B111GEUXP72C