



# Transformer

by ABB



\*1M000000\*

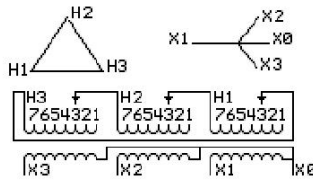
**Catalog Number** 9T10C1613 **Type** QL

45.0 KVA 60 HZ 3 PH 2.9 % IMP  
40 C AMB. 150 C RISE 220 C SYSTEM IS-19C

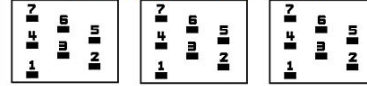
Note: Design is based on 45.00KVA & 115C Rise 2.9% Imp.

PRIMARY (H) 240 VOLTS (LINE-LINE)  
SECONDARY (X) 208 VOLTS (LINE-LINE)  
120 VOLTS (LINE-NEUTRAL)

JUMPER CONNECTION	TAP VOLTS
1	251
2	247
3	240
4	233
5	229
6	222
7	215



### COIL TAP ARRANGEMENT



**NET WGT**  
480 LB  
217.7 Kg  
88889  
UX73C

**INSPECTION & FINAL TEST**  
NOG  
N137!  
091021



ENCLOSURE TYPE 2 (IP20). OR RAINPROOF TYPE 3R (IP22) WHEN PROVIDED SHIELD 9T18Y1072G06

ASSEMBLED IN MEXICO

BEFORE HANDLING, INSTALLING AND OPERATING, SEE INSTRUCTION 475A667AAP001  
COPPER CONDUCTOR PRIMARY: 10 KV BIL SECONDARY: 10 KV BIL  
IN ACCORDANCE WITH NEC SECTION 450-9, ALLOW AT LEAST SIX INCHES CLEARANCE FOR VENTILATION.  
CHECK ADDITIONAL NEC AND LOCAL CODE

X3 H3 X2 H2 X1 H1 -


Note: X0 at the top

Outline: 303B111GEUXP73C

NEMA CLASS AA DRY TYPE TRANSFORMER

Meets DOE 2016 efficiency

X3 H3 X2 H2 X1 H1 -  
X3 H3 X2 H2 X1 H1 -  
X3 H3 X2 H2 X1 H1 -



X0