



Transformer



1M0000000

Catalog Number

Type QL

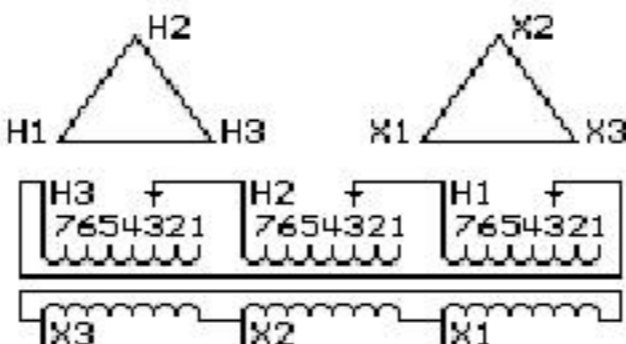
9T10C2533

45.0 KVA 60 HZ 3 PH 3.6 % IMP

40 C AMB. 150 C RISE 220 C SYSTEM IS-19C

PRIMARY (H) 480 VOLTS (LINE-LINE)

SECONDARY (X) 450 VOLTS (LINE-LINE)



JUMPER CONNECTION	
TAP	VOLTS
1	504
2	494
3	480
4	468
5	457
6	443
7	432

NET WGT
480 LB
217.7 Kg

58996

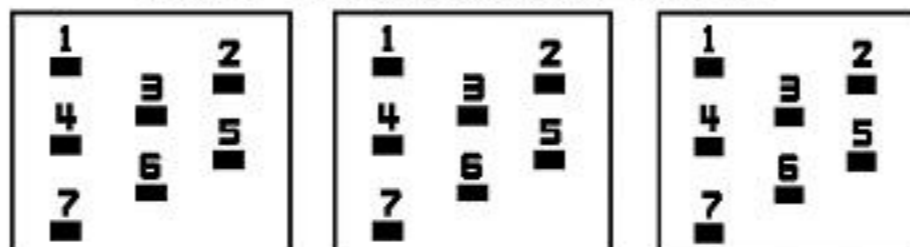
UX73C

NOG

011216

INSPECTION
&
FINAL TEST
N603!

COIL TAP ARRANGEMENT



ENCLOSURE TYPE 2 (IP20). OR RAINPROOF TYPE 3R (IP22) WHEN PROVIDED SHIELD 9T18Y1072G06

Assembled in Mexico

BEFORE HANDLING, INSTALLING AND OPERATING, SEE INSTRUCTION 475A667AAP001

Outline:

COPPER CONDUCTOR

PRIMARY: 10 KV BIL

SECONDARY: 10 KV BIL

303B111GEUXP73C

IN ACCORDANCE WITH NEC SECTION 450-9, ALLOW AT LEAST SIX INCHES

CLEARANCE FOR VENTILATION. CHECK ADDITIONAL NEC AND LOCAL CODE


X3 H3 X2 H2 X1 H1 -

- - - - -

Note: standard

X3 H3 X2 H2 X1 H1

X3 H3 X2 H2 X1 H1



2M0000000



3M0000000