



# Transformer




\*1M0000000\*

X4  
X1 H1  
X1 H1  
X2 H2  
X2 H2  
X3 H3  
X3 H3

X4

X1 H1  
X1 H1  
X2 H2  
X2 H2  
X3 H3  
X3 H3



\*2M0000000\*



\*3M0000000\*

Catalog Number

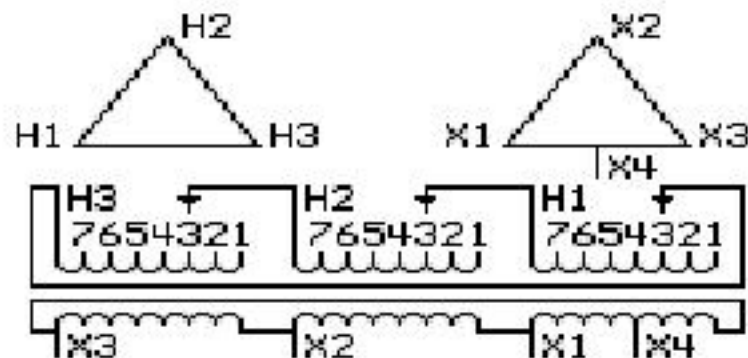
9T10C2554

Type QL

75.0 KVA 60 HZ 3 PH 6.2 % IMP

40 C AMB. 150 C RISE 220 C SYSTEM IS-19C

PRIMARY (H) 460 VOLTS (LINE-LINE)  
SECONDARY (X) 240 VOLTS (LINE-LINE)  
120 VOLTS (1 PH MDTAP)



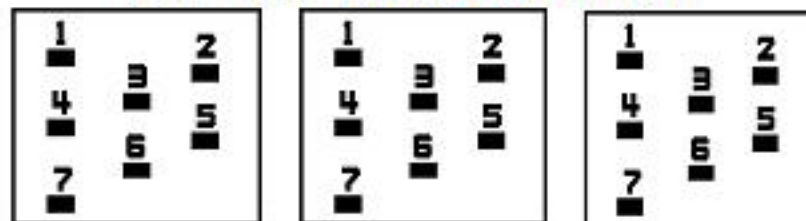
JUMPER CONNECTION	
TAP	VOLTS
1	484
2	472
3	460
4	448
5	436
6	424
7	416

NET WGT  
661 LB  
299.8 Kg

60577  
LY74C  
NOG  
031516

INSPECTION  
&  
FINAL TEST  
N612!

### COIL TAP ARRANGEMENT



LISTED 769G

Assembled in Mexico

X3 H3 X2 H2 X1 H1 X4

Note: MID-TAP

ENCLOSURE TYPE 2 (IP20). OR RAINPROOF TYPE 3R (IP22) WHEN PROVIDED SHIELD 9T18Y1074G06

REDUCED CAPACITY TAP RATED AT 5% OF 3 PH KVA

BEFORE HANDLING, INSTALLING AND OPERATING, SEE INSTRUCTION 475A667AAP001

COPPER CONDUCTOR

PRIMARY: 10 KV BIL

SECONDARY: 10 KV BIL

Outline:

303B111GEUY74C

IN ACCORDANCE WITH NEC SECTION 450-9, ALLOW AT LEAST SIX INCHES

CLEARANCE FOR VENTILATION. CHECK ADDITIONAL NEC AND LOCAL CODE