



Transformer



1M0000000

Catalog Number

Type QL

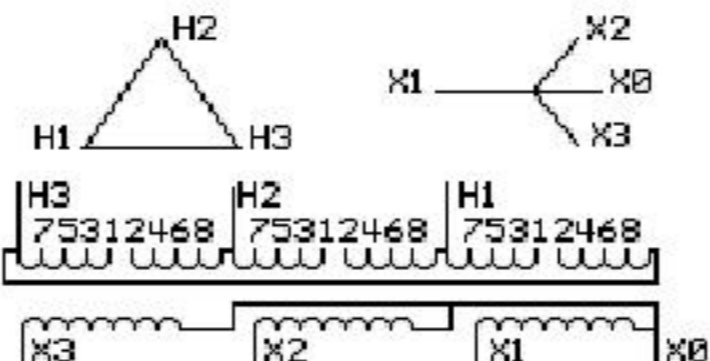
9T10S1006

150.0 KVA 60 HZ 3 PH 4.4 % IMP

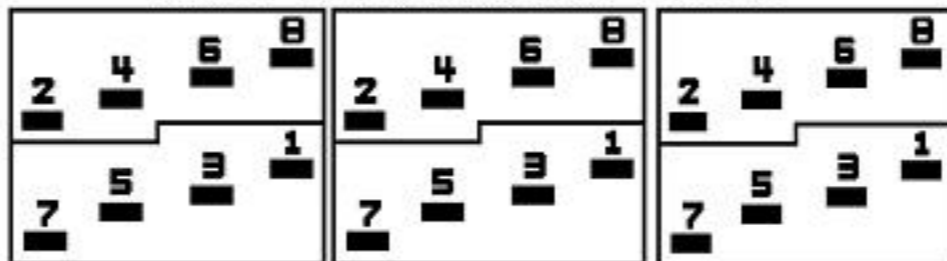
40 C AMB. 150 C RISE 220 C SYSTEM IS-19C

Note: Design is based on 150.0KVA & 150C Rise 4.4% Imp.

PRIMARY (H) 480 VOLTS (LINE-LINE)
SECONDARY (X) 208 VOLTS (LINE-LINE)
120 VOLTS (LINE-NEUTRAL)



COIL TAP ARRANGEMENT



JUMPER CONNECTION	
TAP	VOLTS
1-2	503
2-3	492
3-4	480
4-5	469
5-6	457
6-7	446
7-8	435

NET WGT
1030 LB
467.2 Kg

59003
DY76A

NOG
020116

INSPECTION
&
FINAL TEST
N606!



ENCLOSURE TYPE 2 (IP20). OR RAINPROOF TYPE 3R (IP22) WHEN PROVIDED SHIELD 9T18Y1176G06

Assembled in Mexico

BEFORE HANDLING, INSTALLING AND OPERATING, SEE INSTRUCTION 475A667AAP001
ALUMINUM CONDUCTOR PRIMARY: 10 KV BIL SECONDARY: 10 KV BIL Outline: 303B111GEDYP76A

IN ACCORDANCE WITH NEC SECTION 450-9, ALLOW AT LEAST SIX INCHES
CLEARANCE FOR VENTILATION. CHECK ADDITIONAL NEC AND LOCAL CODE


X3 - X2 - X1 - -
- H3 - H2 - H1

Note: X0 at the bottom


GE Energy Industrial Solutions

NEMA CLASS AA DRY TYPE TRANSFORMER

Meets DOE 2016 efficiency



2M0000000



3M0000000

X3 - X2 - X1 - -
- H3 - H2 - H1
X3 - X2 - X1 - -
- H3 - H2 - H1

X0