



# Transformer



\*1M0000000\*

Catalog Number

Type QL

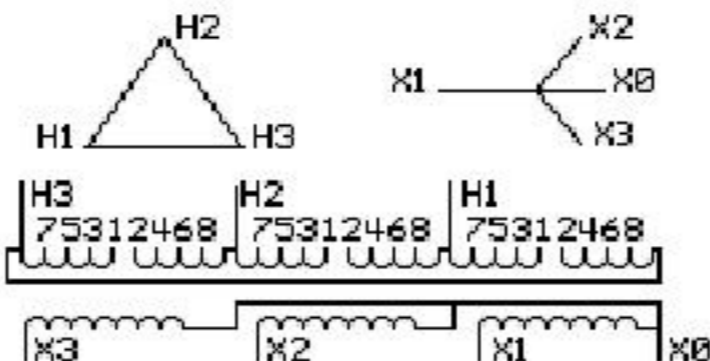
**9T10W1005**

**112.5 KVA 60 HZ 3 PH 4.1 % IMP**

40 C AMB. 150 C RISE 220 C SYSTEM IS-19C

Note: Design is based on 112.5KVA & 150C Rise 4.1% Imp.

PRIMARY (H)	480 VOLTS (LINE-LINE)
SECONDARY (X)	208 VOLTS (LINE-LINE)
	120 VOLTS (LINE-NEUTRAL)



JUMPER CONNECTION	
TAP	VOLTS
1-2	503
2-3	494
3-4	480
4-5	467
5-6	458
6-7	445
7-8	431

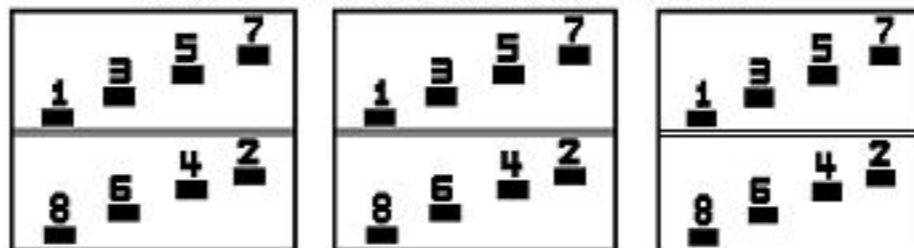
NET WGT  
680 LB  
308.4 Kg

58558  
DY75A

NOG  
020116

INSPECTION  
&  
FINAL TEST  
N606!

### COIL TAP ARRANGEMENT



ENCLOSURE TYPE 2 (IP20). OR RAINPROOF TYPE 3R (IP22) WHEN PROVIDED SHIELD 9T18W1074G06

Assembled in Mexico

BEFORE HANDLING, INSTALLING AND OPERATING, SEE INSTRUCTION 475A667AAP001 Outline:  
 ALUMINUM CONDUCTOR PRIMARY: 10 KV BIL SECONDARY: 10 KV BIL 303B111MWDYP75A

X3 - X2 - X1 - -  
 - H3 - H2 - H1


Note: X0 at the bottom

IN ACCORDANCE WITH NEC SECTION 450-9, ALLOW AT LEAST SIX INCHES CLEARANCE FOR VENTILATION. CHECK ADDITIONAL NEC AND LOCAL CODE

Midwest Electric Products

NEMA CLASS AA DRY TYPE TRANSFORMER

Meets DOE 2016 efficiency



\*2M0000000\*



\*3M0000000\*

X3 - X2 - X1 - -  
 - H3 - H2 - H1  
 X3 - X2 - X1 - -  
 - H3 - H2 - H1

X0