



# Transformer



\*1M000000\*

Catalog Number  
**9T10W1005G31**

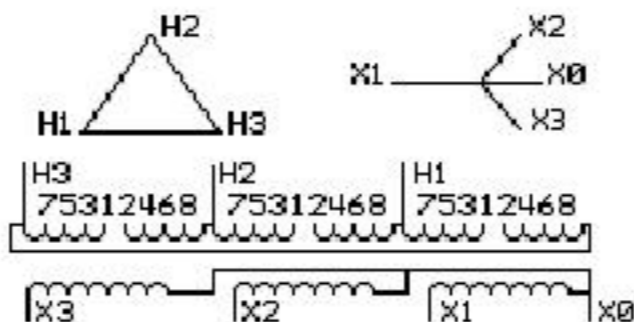
Type **QL**

**112.5 KVA 60 HZ 3 PH 5.2 % IMP**

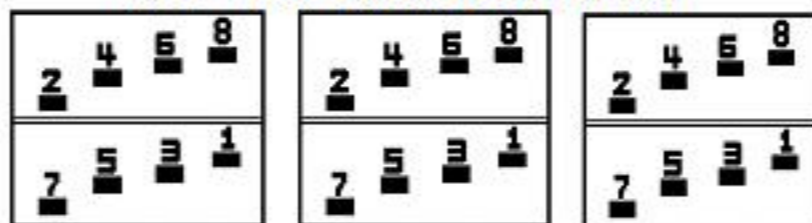
40 C AMB. 115 C RISE 220 C SYSTEM IS-19C

Note: Design is based on 112.5KVA & 115C Rise 5.2% Imp.

PRIMARY (H) 480 VOLTS (LINE-LINE)  
SECONDARY (X) 208 VOLTS (LINE-LINE)  
120 VOLTS (LINE-NEUTRAL)



### COIL TAP ARRANGEMENT



JUMPER CONNECTION	
TAP	VOLTS
1-2	506
2-3	493
3-4	480
4-5	467
5-6	455
6-7	446
7-8	433

NET WGT  
830 LB  
376.5 Kg

53563  
DK75A

NOG  
032816

INSPECTION  
&  
FINAL TEST  
N614!



LISTED 769G

Assembled in Mexico

ENCLOSURE TYPE 2 (IP20). OR RAINPROOF TYPE 3R (IP22) WHEN PROVIDED SHIELD 9T18W1076G06


BEFORE HANDLING, INSTALLING AND OPERATING, SEE INSTRUCTION 475A667AAP001  
ALUMINUM CONDUCTOR PRIMARY: 10 KV BIL SECONDARY: 10 KV BIL

Outline:  
303B111MWDXP75A

**IN ACCORDANCE WITH NEC SECTION 450-9, ALLOW AT LEAST SIX INCHES  
CLEARANCE FOR VENTILATION. CHECK ADDITIONAL NEC AND LOCAL CODE**

X3 - X2 - X1 - -  
- H3 - H2 - H1

Note: X0 at the bottom



\*2M000000\*



\*3M000000\*

X3 - X2 - X1 -

- H3 - H2 - H1

X3 - X2 - X1 -

- H3 - H2 - H1

X0