



# Transformer



\*1M0000000\*

Catalog Number  
**9T10W1008G03**

Type **QL**

**300.0 KVA 60 HZ 3 PH 5.5 % IMP**

40 C AMB. 150 C RISE 220 C SYSTEM IS-19C

Note: Design is based on 300.0KVA & 150C Rise 5.5% Imp.

PRIMARY (H) 480 VOLTS (LINE-LINE)  
SECONDARY (X) 208 VOLTS (LINE-LINE)  
120 VOLTS (LINE-NEUTRAL)

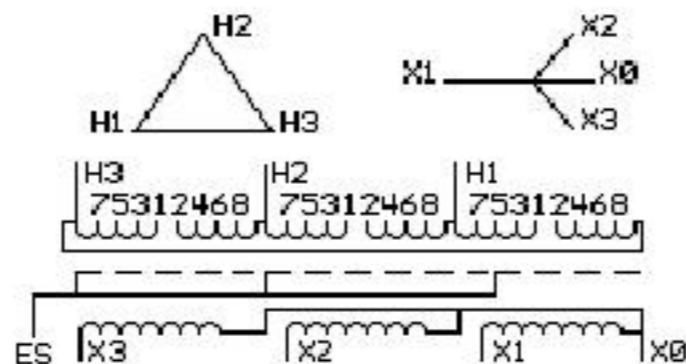
ELECTROSTATIC GROUND SHIELD IN EACH PHASE

ENCLOSURE TYPE 2 (IP20). OR RAINPROOF TYPE 3R (IP22) WHEN PROVIDED SHIELD 9T18W1077G06

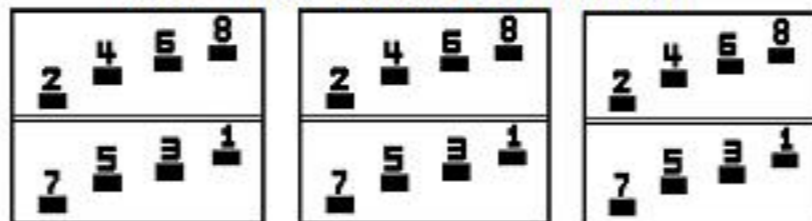
BEFORE HANDLING, INSTALLING AND OPERATING, SEE INSTRUCTION 475A667AAP001  
ALUMINUM CONDUCTOR PRIMARY: 10 KV BIL SECONDARY: 10 KV BIL

Outline:  
303B112MWDYP78A

**IN ACCORDANCE WITH NEC SECTION 450-9, ALLOW AT LEAST SIX INCHES  
CLEARANCE FOR VENTILATION. CHECK ADDITIONAL NEC AND LOCAL CODE**



### COIL TAP ARRANGEMENT



JUMPER CONNECTION	
TAP	VOLTS
1-2	507
2-3	494
3-4	480
4-5	467
5-6	454
6-7	447
7-8	434

NET WGT  
1670 LB  
757.5 Kg

53565  
DY78A


NOG  
032816

INSPECTION  
&  
FINAL TEST  
N614!




LISTED 769G

Assembled in Mexico



\*2M0000000\*



\*3M0000000\*