



Transformer



1M0000000

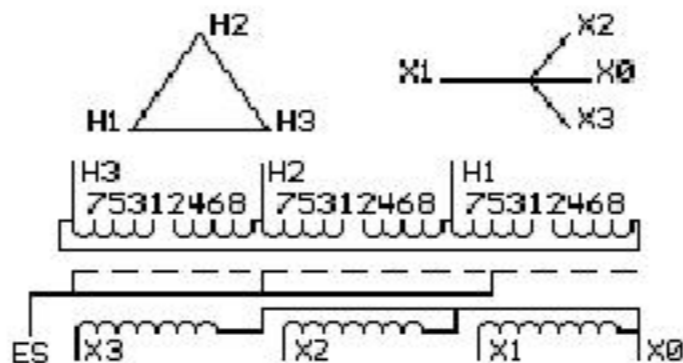
Catalog Number
9T10X1005G03

Type **QL**

112.5 KVA 60 HZ 3 PH 5.2 % IMP

40 C AMB. 150 C RISE 220 C SYSTEM IS-19C

Note: Design is based on 112.5KVA & 150C Rise 5.2% Imp.



JUMPER CONNECTION	
TAP	VOLTS
1-2	503
2-3	492
3-4	480
4-5	469
5-6	457
6-7	446
7-8	435

NET WGT
790 LB
358.3 Kg

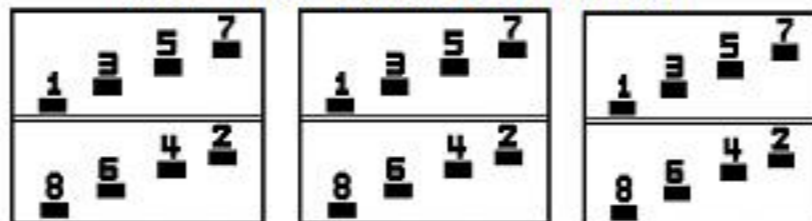
60328
DY75C

NOG
032816

INSPECTION
&
FINAL TEST
N614!

PRIMARY (H)	480 VOLTS (LINE-LINE)
SECONDARY (X)	208 VOLTS (LINE-LINE)
	120 VOLTS (LINE-NEUTRAL)

COIL TAP ARRANGEMENT



LISTED 769G

ELECTROSTATIC GROUND SHIELD IN EACH PHASE

ENCLOSURE TYPE 2 (IP20). OR RAINPROOF TYPE 3R (IP22) WHEN PROVIDED SHIELD 9T18W1074G06

Assembled in Mexico


BEFORE HANDLING, INSTALLING AND OPERATING, SEE INSTRUCTION 475A667AAP001
COPPER CONDUCTOR PRIMARY: 10 KV BIL SECONDARY: 10 KV BIL

Outline:
303B111MWDYP75C

**IN ACCORDANCE WITH NEC SECTION 450-9, ALLOW AT LEAST SIX INCHES
CLEARANCE FOR VENTILATION. CHECK ADDITIONAL NEC AND LOCAL CODE**

X3 - X2 - X1 - -
- H3 - H2 - H1

Note: X0 at the bottom



2M0000000



3M0000000

X3 - X2 - X1 -

- H3 - H2 - H1

X3 - X2 - X1 -

- H3 - H2 - H1

X0