



Transformer

by ABB



1M000000

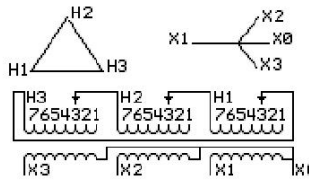
Catalog Number 9T10Z1002 **Type** QL

30.0 KVA 60 HZ 3 PH 3.9 % IMP
40 C AMB. 150 C RISE 220 C SYSTEM IS-19C

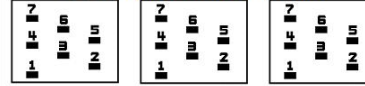
Note: Design is based on 30.00KVA & 115C Rise 3.6% Imp.

PRIMARY (H) 480 VOLTS (LINE-LINE)
SECONDARY (X) 208 VOLTS (LINE-LINE)
120 VOLTS (LINE-NEUTRAL)

JUMPER CONNECTION	TAP	VOLTS
1	503	
2	493	
3	480	
4	468	
5	455	
6	445	
7	432	



COIL TAP ARRANGEMENT




NET WGT
353 LB
160.1 Kg
89474
UX72C

INSPECTION & FINAL TEST
NOG
N139!
092021



X0
X1 H1
X2 H2
X3 H3



ENCLOSURE TYPE 2 (IP20). OR RAINPROOF TYPE 3R (IP22) WHEN PROVIDED SHIELD 9T18Y1172G06

ASSEMBLED IN MEXICO

BEFORE HANDLING, INSTALLING AND OPERATING, SEE INSTRUCTION 475A667AAP001
COPPER CONDUCTOR PRIMARY: 10 KV BIL SECONDARY: 10 KV BIL
IN ACCORDANCE WITH NEC SECTION 450-9, ALLOW AT LEAST SIX INCHES CLEARANCE FOR VENTILATION.
CHECK ADDITIONAL NEC AND LOCAL CODE

X3 H3 X2 H2 X1 H1 X0

Note: standard

Outline: 303B111GEUXP72C

NEMA CLASS AA DRY TYPE TRANSFORMER

Meets DOE 2016 efficiency