



# Transformer



\*1M0000000\*

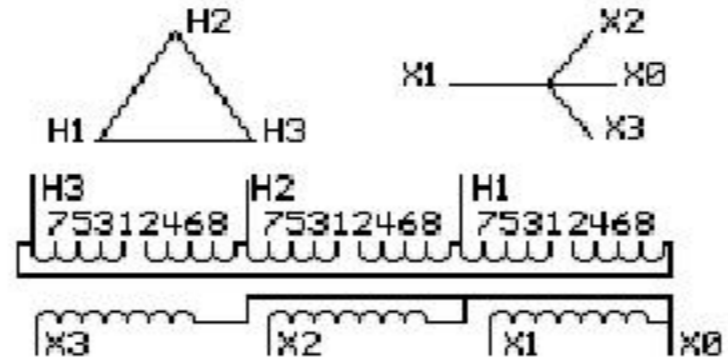
Catalog Number **9T10Z1006** Type **QL**

**150.0 KVA 60 HZ 3 PH 4.2 % IMP**

40 C AMB. 150 C RISE 220 C SYSTEM IS-19C

Note: Design is based on 150.0KVA & 150C Rise 4.2% Imp.

PRIMARY (H) 480 VOLTS (LINE-LINE)  
SECONDARY (X) 208 VOLTS (LINE-LINE)  
120 VOLTS (LINE-NEUTRAL)



JUMPER CONNECTION	
TAP	VOLTS
1-2	506
2-3	493
3-4	480
4-5	468
5-6	455
6-7	442
7-8	430

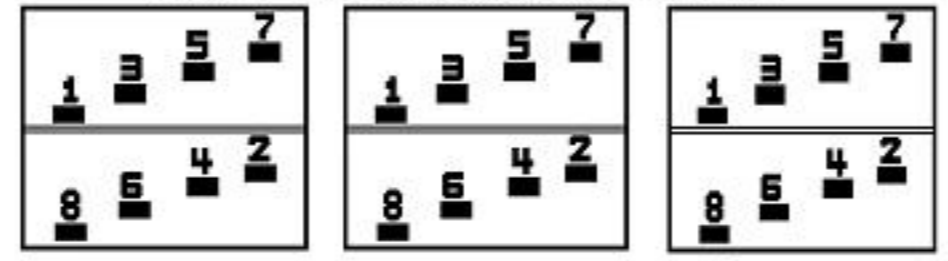
NET WGT  
1085 LB  
492.2 Kg

58802  
DY76C

NOG  
012716

INSPECTION  
&  
FINAL TEST  
N605!

### COIL TAP ARRANGEMENT



ENCLOSURE TYPE 2 (IP20). OR RAINPROOF TYPE 3R (IP22) WHEN PROVIDED SHIELD 9T18Y1176G06


Assembled in Mexico

BEFORE HANDLING, INSTALLING AND OPERATING, SEE INSTRUCTION 475A667AAP001 Outline:  
COPPER CONDUCTOR PRIMARY: 10 KV BIL SECONDARY: 10 KV BIL 303B111GEDYP76C


X3 - X2 - X1 - -  
- H3 - H2 - H1

IN ACCORDANCE WITH NEC SECTION 450-9, ALLOW AT LEAST SIX INCHES CLEARANCE FOR VENTILATION. CHECK ADDITIONAL NEC AND LOCAL CODE

Note: X0 at the bottom



\*2M0000000\*



\*3M0000000\*

X3 - X2 - X1 - -  
- H3 - H2 - H1  
X3 - X2 - X1 - -  
- H3 - H2 - H1

X0