



# Transformer



\*1M000000\*

Catalog Number  
**9T11C1004G63**

Type **QL**

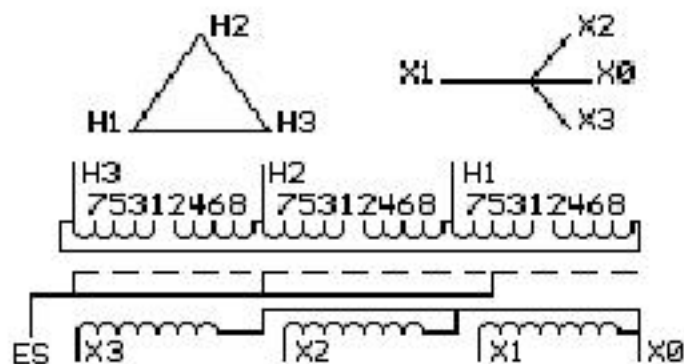
**75.0 KVA 60 HZ 3 PH 3.7 % IMP**

40 C AMB. 80 C RISE 220 C SYSTEM IS-19C

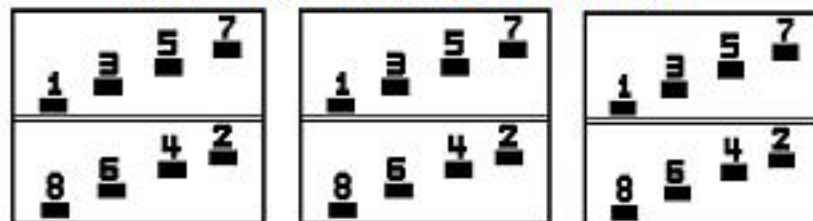
Note: Design is based on 112.5KVA & 150C Rise 5.2% Imp.

PRIMARY (H) 480 VOLTS (LINE-LINE)  
SECONDARY (X) 208 VOLTS (LINE-LINE)  
120 VOLTS (LINE-NEUTRAL)

ELECTROSTATIC GROUND SHIELD IN EACH PHASE



### COIL TAP ARRANGEMENT



JUMPER CONNECTION	
TAP	VOLTS
1-2	503
2-3	492
3-4	480
4-5	469
5-6	457
6-7	446
7-8	435

NET WGT  
790 LB  
358.3 Kg

60328  
DY75C

NOG  
021216

INSPECTION  
&  
FINAL TEST  
N607!



Assembled in Mexico

X3 - X2 - X1 - -  
- H3 - H2 - H1

Note: X0 at the bottom

ENCLOSURE TYPE 2 (IP20). OR RAINPROOF TYPE 3R (IP22) WHEN PROVIDED SHIELD 9T18Y1074G06

SUITABLE FOR NONSINUSOIDAL CURRENT LOAD WITH K-FACTOR NOT TO EXCEED 13

BEFORE HANDLING, INSTALLING AND OPERATING, SEE INSTRUCTION 475A667AAP001

COPPER CONDUCTOR

PRIMARY: 10 KV BIL

SECONDARY: 10 KV BIL

Outline:

303B111GEDYP75C

IN ACCORDANCE WITH NEC SECTION 450-9, ALLOW AT LEAST SIX INCHES


CLEARANCE FOR VENTILATION. CHECK ADDITIONAL NEC AND LOCAL CODE

GE Energy Industrial Solutions

NEMA CLASS AA DRY TYPE TRANSFORMER

Meets DOE 2016 efficiency

X1 - -  
X2 - - H1  
H3 - H2 - H1  
X3 - X2 - X1 -  
H3 - H2 - H1  
X0



\*2M000000\*



\*3M000000\*