



# Transformer



\*1M0000000\*

Catalog Number  
**9T11C1005G34**

Type QL

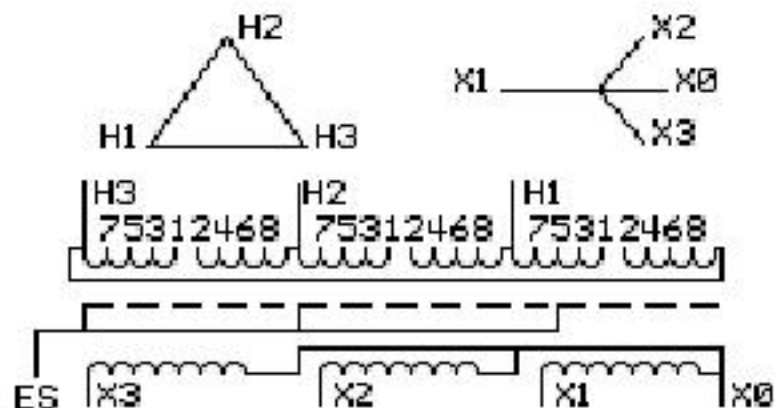
**112.5 KVA 60 HZ 3 PH 3.4 % IMP**

40 C AMB. 115 C RISE 220 C SYSTEM IS-19C

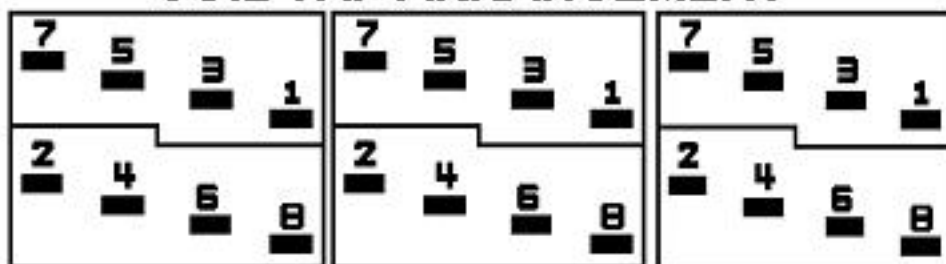
Note: Design is based on 150.0KVA & 150C Rise 4.4% Imp.

PRIMARY (H) 480 VOLTS (LINE-LINE)  
SECONDARY (X) 208 VOLTS (LINE-LINE)  
120 VOLTS (LINE-NEUTRAL)

ELECTROSTATIC GROUND SHIELD IN EACH PHASE



### COIL TAP ARRANGEMENT



JUMPER CONNECTION	
TAP	VOLTS
1-2	506
2-3	493
3-4	480
4-5	468
5-6	455
6-7	442
7-8	430

NET WGT  
1085 LB  
492.2 Kg

58803  
DY76C

NOG  
121715

INSPECTION  
&  
FINAL TEST  
N551!



Assembled in Mexico

X3 - X2 - X1 - -  
- H3 - H2 - H1

Note: X0 at the bottom

ENCLOSURE TYPE 2 (IP20) OR RAINPROOF TYPE 3R (IP22) WHEN PROVIDED SHIELD 9T18Y1076G06

SUITABLE FOR NONSINUSOIDAL CURRENT LOAD WITH K-FACTOR NOT TO EXCEED 13

BEFORE HANDLING, INSTALLING AND OPERATING, SEE INSTRUCTION 475A667AAP001

COPPER CONDUCTOR

PRIMARY: 10 KV BIL

SECONDARY: 10 KV BIL

Outline:


303B111GEDYP76C

IN ACCORDANCE WITH NEC SECTION 450-9, ALLOW AT LEAST SIX INCHES  
CLEARANCE FOR VENTILATION. CHECK ADDITIONAL NEC AND LOCAL CODE

GE Energy Industrial Solutions

NEMA CLASS AA DRY TYPE TRANSFORMER

Meets DOE 2016 efficiency



\*2M0000000\*



\*3M0000000\*

X3 - X2 - X1 - -  
- H3 - H2 - H1  
X3 - X2 - X1 - -  
- H3 - H2 - H1  
X0