



Transformer



1M000000

Catalog Number
9T11C1006G34

Type **QL**

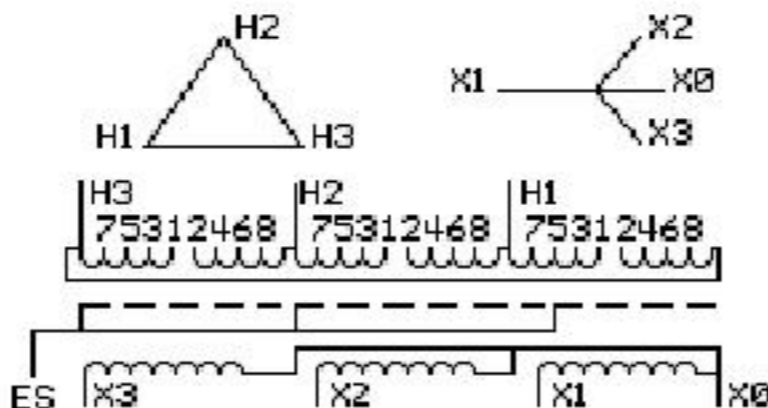
150.0 KVA 60 HZ 3 PH 2.7 % IMP

40 C AMB. 115 C RISE 220 C SYSTEM IS-19C

Note: Design is based on 225.0KVA & 150C Rise 4.3% Imp.

PRIMARY (H) 480 VOLTS (LINE-LINE)
SECONDARY (X) 208 VOLTS (LINE-LINE)
120 VOLTS (LINE-NEUTRAL)

ELECTROSTATIC GROUND SHIELD IN EACH PHASE



JUMPER CONNECTION	
TAP	VOLTS
1-2	504
2-3	488
3-4	480
4-5	464
5-6	456
6-7	448
7-8	432

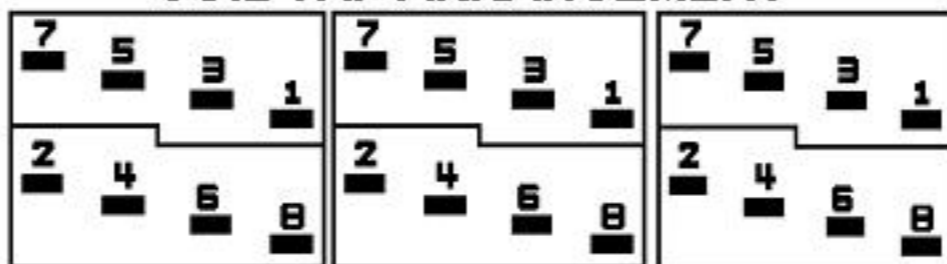
NET WGT
1610 LB
730.3 Kg

58722
DY77C

NOG
121715

INSPECTION
&
FINAL TEST
N551!

COIL TAP ARRANGEMENT



Assembled in Mexico

ENCLOSURE TYPE 2 (IP20) OR RAINPROOF TYPE 3R (IP22) WHEN PROVIDED SHIELD 9T18Y1077G06

SUITABLE FOR NONSINUSOIDAL CURRENT LOAD WITH K-FACTOR NOT TO EXCEED 13

BEFORE HANDLING, INSTALLING AND OPERATING, SEE INSTRUCTION 475A667AAP001

COPPER CONDUCTOR

PRIMARY: 10 KV BIL

SECONDARY: 10 KV BIL

Outline:

303B112GEDYP77C

IN ACCORDANCE WITH NEC SECTION 450-9, ALLOW AT LEAST SIX INCHES
CLEARANCE FOR VENTILATION. CHECK ADDITIONAL NEC AND LOCAL CODE


GE Energy Industrial Solutions

NEMA CLASS AA DRY TYPE TRANSFORMER

Meets DOE 2016 efficiency



2M000000



3M000000