

GE Transformer

by ABB



1M000000

Catalog Number
9T14A1003G34

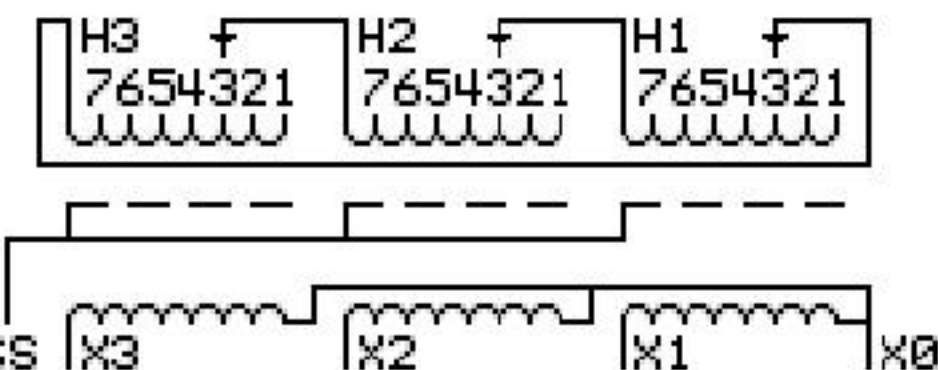
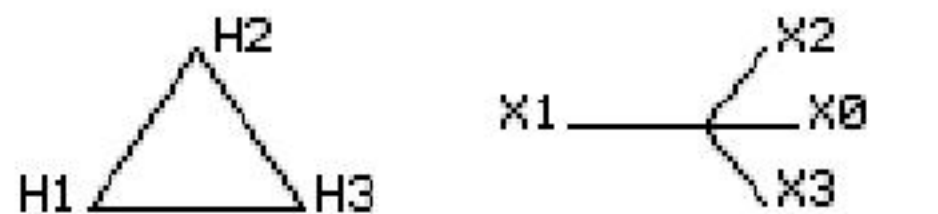
Type QL

45.0 KVA 60 HZ 3 PH 3.1 % IMP
40 C AMB. 115 C RISE 220 C SYSTEM IS-19C

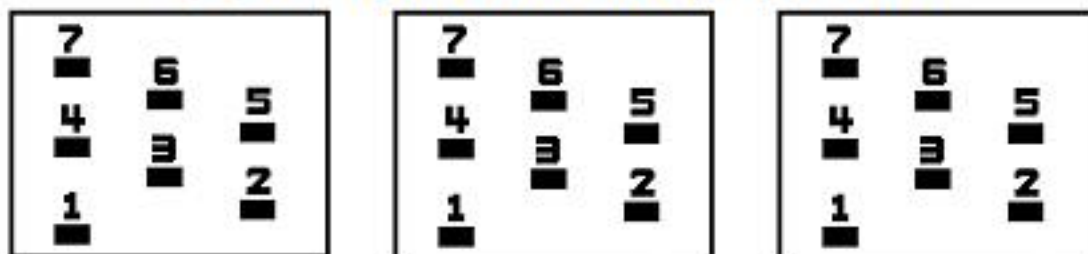
Note: Design is based on 75.00KVA & 150C Rise 5.3% Imp.

PRIMARY (H) 480 VOLTS (LINE-LINE)
SECONDARY (X) 208 VOLTS (LINE-LINE)
120 VOLTS (LINE-NEUTRAL)

JUMPER CONNECTION	
TAP	VOLTS
1	502
2	491
3	480
4	469
5	455
6	444
7	433



COIL TAP ARRANGEMENT



NET WGT
561 LB
254.5 Kg
89037
UY74A

INSPECTION & FINAL TEST
NOG
N137!
091021



Energy Verified

EV519886



LISTED 769G

ELECTROSTATIC GROUND SHIELD IN EACH PHASE

ENCLOSURE TYPE 2 (IP20). OR RAINPROOF TYPE 3R (IP22) WHEN PROVIDED SHIELD 9T18Y1074G06

SUITABLE FOR NONSINUSOIDAL CURRENT LOAD WITH K-FACTOR NOT TO EXCEED 4

BEFORE HANDLING, INSTALLING AND OPERATING, SEE INSTRUCTION 475A667AAP001

ALUMINUM CONDUCTOR PRIMARY: 10 KV BIL SECONDARY: 10 KV BIL

IN ACCORDANCE WITH NEC SECTION 450-9, ALLOW AT LEAST SIX INCHES CLEARANCE FOR VENTILATION.

CHECK ADDITIONAL NEC AND LOCAL CODE

ASSEMBLED IN MEXICO

X3 H3 X2 H2 X1 H1

Note: X0 at the bottom

Outline: 303B111GEUYP74A

NEMA CLASS AA DRY TYPE TRANSFORMER

Meets DOE 2016 efficiency

X3 H3 X2 H2 X1 H1



2M000000

X3 H3 X2 H2 X1 H1



3M000000

X0