



Transformer



1M000000

Catalog Number

Type QL

9T14A1006G03

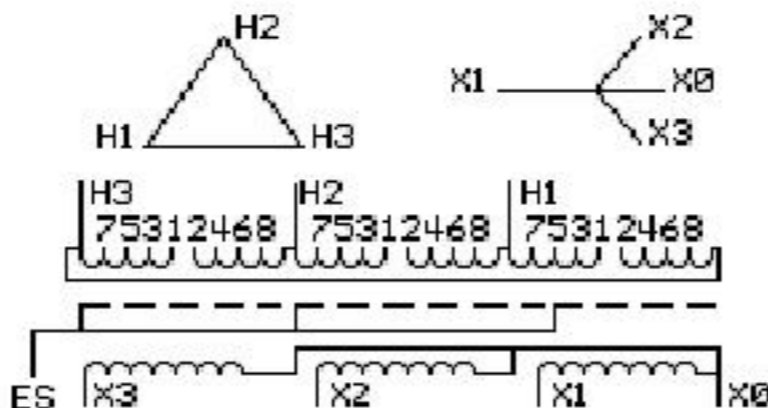
150.0 KVA 60 HZ 3 PH 4 % IMP

40 C AMB. 150 C RISE 220 C SYSTEM IS-19C

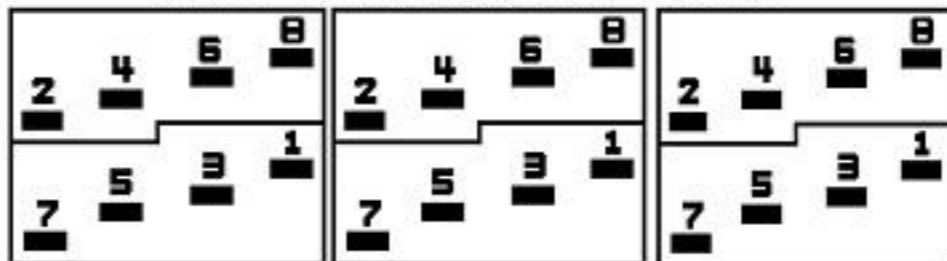
Note: Design is based on 150.0KVA & 115C Rise 3.9% Imp.

PRIMARY (H) 480 VOLTS (LINE-LINE)
SECONDARY (X) 208 VOLTS (LINE-LINE)
120 VOLTS (LINE-NEUTRAL)

ELECTROSTATIC GROUND SHIELD IN EACH PHASE



COIL TAP ARRANGEMENT



JUMPER CONNECTION	
TAP	VOLTS
1-2	506
2-3	491
3-4	480
4-5	470
5-6	454
6-7	444
7-8	433

NET WGT
1250 LB
567.0 Kg

58698
DX76A

NOG
121415

INSPECTION
&
FINAL TEST
N551!



Assembled in Mexico

ENCLOSURE TYPE 2 (IP20) OR RAINPROOF TYPE 3R (IP22) WHEN PROVIDED SHIELD 9T18Y1077G06

SUITABLE FOR NONSINUSOIDAL CURRENT LOAD WITH K-FACTOR NOT TO EXCEED 4

BEFORE HANDLING, INSTALLING AND OPERATING, SEE INSTRUCTION 475A667AAP001

ALUMINUM CONDUCTOR

PRIMARY: 10 KV BIL

SECONDARY: 10 KV BIL

Outline:

303B112GEDXP76A

IN ACCORDANCE WITH NEC SECTION 450-9, ALLOW AT LEAST SIX INCHES CLEARANCE FOR VENTILATION. CHECK ADDITIONAL NEC AND LOCAL CODE


GE Energy Industrial Solutions

NEMA CLASS AA DRY TYPE TRANSFORMER

Meets DOE 2016 efficiency



2M000000



3M000000