



Transformer



1M000000

Catalog Number
9T14A1007G03

Type **QL**

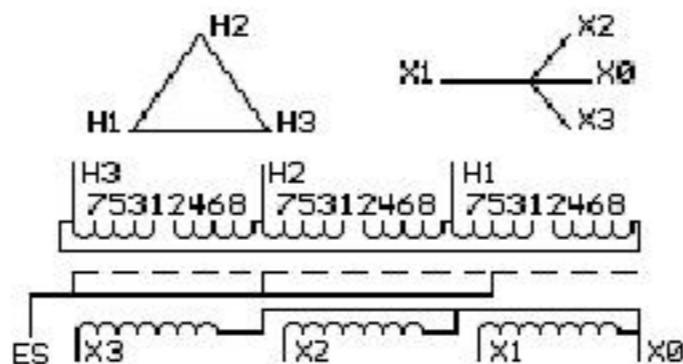
225.0 KVA 60 HZ 3 PH 4.6 % IMP

40 C AMB. 150 C RISE 220 C SYSTEM IS-19C

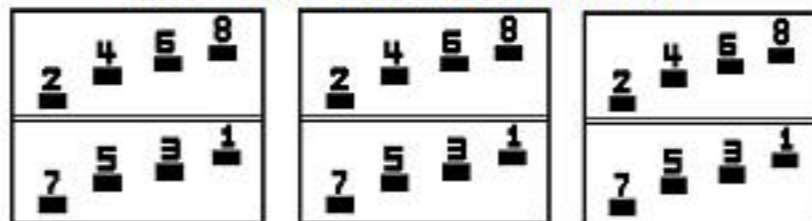
Note: Design is based on 300.0KVA & 150C Rise 5.5% Imp.

PRIMARY (H) 480 VOLTS (LINE-LINE)
SECONDARY (X) 208 VOLTS (LINE-LINE)
120 VOLTS (LINE-NEUTRAL)

ELECTROSTATIC GROUND SHIELD IN EACH PHASE



COIL TAP ARRANGEMENT



JUMPER CONNECTION	
TAP	VOLTS
1-2	507
2-3	494
3-4	480
4-5	467
5-6	454
6-7	447
7-8	434

NET WGT
1670 LB
757.5 Kg

53565
DY78A
NOG
030316

INSPECTION
&
FINAL TEST
N610!



LISTED 769G

Assembled in Mexico

ENCLOSURE TYPE 2 (IP20). OR RAINPROOF TYPE 3R (IP22) WHEN PROVIDED SHIELD 9T18Y1077G06

SUITABLE FOR NONSINUSOIDAL CURRENT LOAD WITH K-FACTOR NOT TO EXCEED 4

BEFORE HANDLING, INSTALLING AND OPERATING, SEE INSTRUCTION 475A667AAP001

ALUMINUM CONDUCTOR

PRIMARY: 10 KV BIL

SECONDARY: 10 KV BIL


Outline:

303B112GEDYP78A

**IN ACCORDANCE WITH NEC SECTION 450-9, ALLOW AT LEAST SIX INCHES
CLEARANCE FOR VENTILATION. CHECK ADDITIONAL NEC AND LOCAL CODE**



2M000000



3M000000