



Servicenter



1M000000

Catalog Number

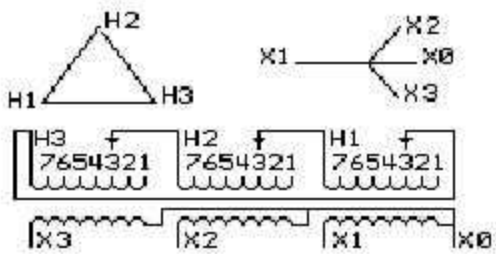
9T17S0014

Type QL-WP

15.0 KVA 60 HZ 3 PH 3.8 % IMP

40 C AMB. 150 C RISE 220 C SYSTEM IS-19C

Note: Design is based on 15.00KVA & 115C Rise 3.8% Imp.



JUMPER CONNECTION	
TAP	VOLTS
1	504
2	492
3	480
4	468
5	456
6	444
7	432

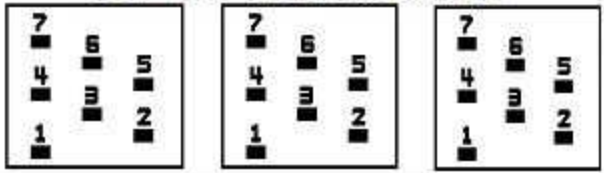
NET WGT
230 LB
104.3 Kg

63065
UX71C
NOG
071317

INSPECTION & FINAL TEST
N728!

PRIMARY (H) 480 VOLTS (LINE-LINE)
SECONDARY (X) 208 VOLTS (LINE-LINE)
120 VOLTS (LINE-NEUTRAL)

COIL TAP ARRANGEMENT



ENCLOSURE TYPE 2 (IP20). OR RAINPRO-OF TYPE 3R (IP22) WHEN PROVIDED SHIELD

BEFORE HANDLING, INSTALLING AND OPERATING, SEE INSTRUCTION 475A667AAP001
COPPER CONDUCTOR PRIMARY: 10 KV BIL SECONDARY: 10 KV BIL

Outline: 303B-424SSP015


IN ACCORDANCE WITH NEC SECTION 450-9, ALLOW AT LEAST SIX INCHES CLEARANCE FOR VENTILATION. CHECK ADDITIONAL NEC AND LOCAL CODE

Assembled in Mexico

X3 H3 X2 H2 X1 H1 X0


Note: standard

X0
X1
X2
X3



2M000000

X0
X1
X2
X3



3M000000