



# Servicenter



\*1M000000\*

Catalog Number

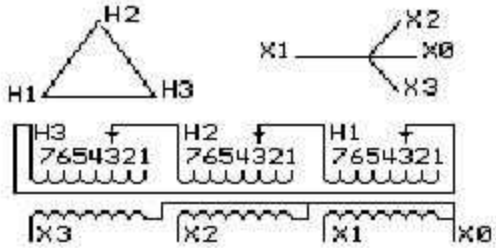
9T17S0021

Type QL-WP

15.0 KVA 60 HZ 3 PH 3.4 % IMP

40 C AMB. 150 C RISE 220 C SYSTEM IS-19C

Note: Design is based on 15.00KVA & 115C Rise 3.4% Imp.



JUMPER CONNECTION	
TAP	VOLTS
1	630
2	615
3	600
4	586
5	571
6	554
7	539

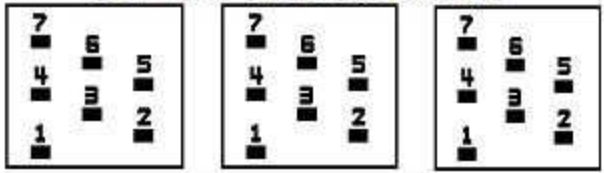
NET WGT  
231 LB  
104.8 Kg

65866  
UX71A  
NOG  
080516

INSPECTION  
&  
FINAL TEST  
N632!

PRIMARY (H) 600 VOLTS (LINE-LINE)  
SECONDARY (X) 208 VOLTS (LINE-LINE)  
120 VOLTS (LINE-NEUTRAL)

### COIL TAP ARRANGEMENT



LISTED 769G

ENCLOSURE TYPE 2 (IP20). OR RAINPROOF TYPE 3R (IP22) WHEN PROVIDED SHIELD

BEFORE HANDLING, INSTALLING AND OPERATING, SEE INSTRUCTION 475A667AAP008  
ALUMINUM CONDUCTOR PRIMARY: 10 KV BIL SECONDARY: 10 KV BIL

Outline: 303B-424SSP015

Assembled in Mexico


X3 H3 X2 H2 X1 H1 X0

IN ACCORDANCE WITH NEC SECTION 450-9, ALLOW AT LEAST SIX INCHES  
CLEARANCE FOR VENTILATION. CHECK ADDITIONAL NEC AND LOCAL CODE

Note: standard



\*2M000000\*



\*3M000000\*

X0  
X1  
H1  
H2  
X2  
H3  
X3

X0  
X1  
H1  
H2  
X2  
H3  
X3