



# Transformer

by ABB



\*1M000000\*

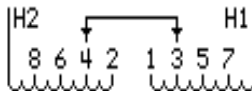
Catalog Number

9T33C2672G15

Type QL

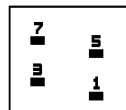
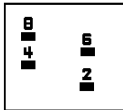
37.5 KVA    60 HZ    1 PH    3.5 % IMP  
40 C AMB.    115 C RISE    220 C SYSTEM    IS-19C

NET WGT    NP3  
500 LB    071322  
226.8 Kg    INSPECTION  
90906    &  
XV173    FINAL TEST  
N229@



PRIMARY		SECONDARY	
LINES ON H1-H2		LINES ON X1-X4	
VOLTS	CONNECT	VOLTS	CONNECT
215	8-H1,7-H2	430	8-7
227	6-H1,5-H2	442	7-6
240	4-H1,3-H2	454	6-5
253	2-H1,1-H2	467	5-4
		480	4-3
		493	3-2
		506	2-1
		SECONDARY	
		LINES ON X1-X2-X4	
		VOLTS	CONNECT
		120/240	X2-X3

### COIL TAP ARRANGEMENT



X4	-	H1	X4	-	H1
X2	-	H2	X2	-	H2
X1	-	H2	X1	-	H2
X3	-	H2	X3	-	H2

ENCLOSURE TYPE 2 (IP20). RAINPROOF TYPE 3R ENCLOSURE (IP22) WHEN PROVIDED SHIELD 9T18Y4317G06

ASSEMBLED IN MEXICO

BEFORE HANDLING, INSTALLING AND OPERATING, SEE INSTRUCTION 475A667AAP001

COPPER CONDUCTOR    PRIMARY: 10 KV BIL    SECONDARY: 10 KV BIL

IN ACCORDANCE WITH NEC SECTION 450-9, ALLOW AT LEAST SIX INCHES CLEARANCE FOR VENTILATION. CHECK ADDITIONAL NEC AND LOCAL CODES.

X3   X1   -   X2   X4   -  
-   -   H2   -   -   H1

Note: **Standard**

Outline: 303B409CAP073

NEMA CLASS AA DRY TYPE TRANSFORMER

Energy Efficiency in accordance with CSA C802.2-18 and DOE 2016



\*2M000000\*



\*3M000000\*