



# Transformer



\*1M000000\*

Catalog Number **9Q3A015AAAB13A2T00** Type **QL**

**9T61B3881G03**

**15.0 KVA 60 HZ 3 PH 6.3 % IMP**

40 C AMB. 150 C RISE 220 C SYSTEM IS-19C

Note: Design is based on 15.00KVA & 150C Rise 6.3% Imp.

PRIMARY (H) 480 VOLTS (LINE-LINE)  
SECONDARY (X) 240 VOLTS (LINE-LINE)

ELECTROSTATIC GROUND SHIELD IN EACH PHASE

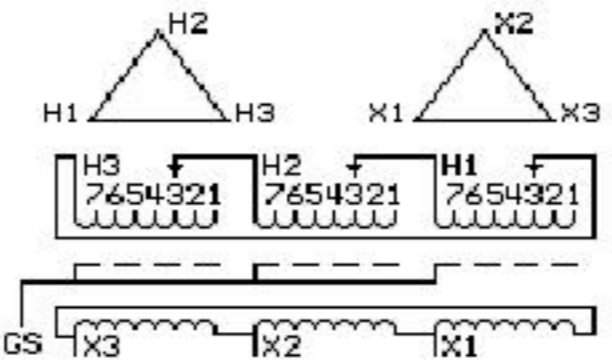
ENCLOSURE TYPE 2 (IP30). RAINPROOF TYPE 3R ENCLOSURE (IP32) WHEN PROVIDED SHIELD 9T18Y4317G11  
SUITABLE FOR NONSINUSOIDAL CURRENT LOAD WITH K-FACTOR NOT TO EXCEED 13  
BEFORE HANDLING, INSTALLING AND OPERATING, SEE INSTRUCTION 475A667AAP001 Outline: 303B401AAP071  
ALUMINUM CONDUCTOR PRIMARY: 10 KV BIL SECONDARY: 10 KV BIL

IN ACCORDANCE WITH NEC SECTION 450-9, ALLOW AT LEAST SIX INCHES CLEARANCE FOR VENTILATION. CHECK ADDITIONAL NEC AND LOCAL CODES.

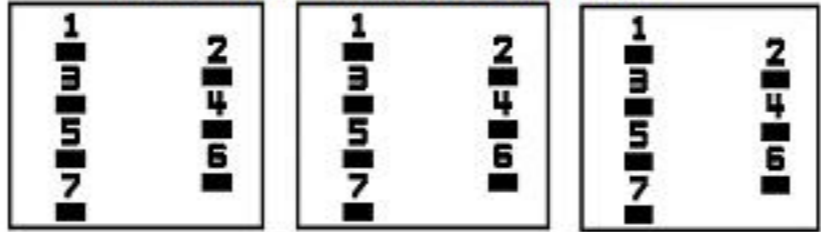
GE Energy Industrial Solutions

NEMA CLASS AA DRY TYPE TRANSFORMER

Meets TP-1 2002 efficiency



### COIL TAP ARRANGEMENT



JUMPER CONNECTION	
TAP	VOLTS
1	504
2	493
3	480
4	467
5	456
6	444
7	433

NET WGT  
240 LB  
108.9 Kg

54483  
XV371  
NOG  
071615

INSPECTION & FINAL TEST N529!




LISTED 769G

Assembled in Mexico


X3 - X2 - X1 - -  
- H3 - H2 - H1

Note: Standard

X1 -  
X2 - H3 - H2 - H1  
X3 - X2 - X1 -  
X3 - H3 - H2 - H1



\*2M000000\*



\*3M000000\*