



K Factor Transformer

NEMA Premium



1M0000000

Catalog Number TYPE QL

9Q3C075AAAA04A2P30

9T64V9874G53

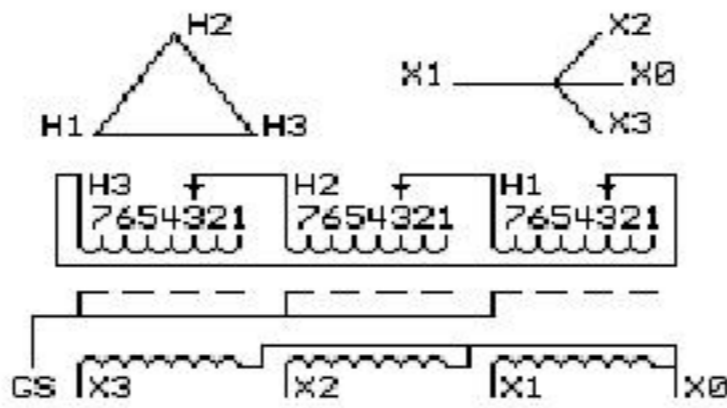
75.0 KVA 60 HZ 3 PH 3.1 % IMP

40 C AMB. 150 C RISE 220 C SYSTEM IS-19C

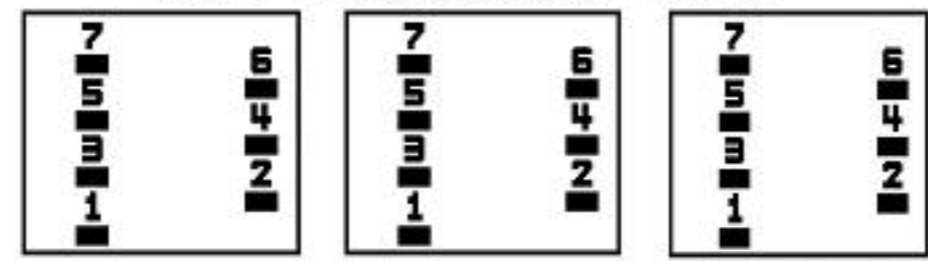
Note: Design is based on 112.5KVA & 150C Rise 5% Imp.

PRIMARY (H) 480 VOLTS (LINE-LINE)
SECONDARY (X) 208 VOLTS (LINE-LINE)
120 VOLTS (LINE-NEUTRAL)

ELECTROSTATIC GROUND SHIELD IN EACH PHASE



COIL TAP ARRANGEMENT



JUMPER CONNECTION

TAP	VOLTS
1	505
2	490
3	480
4	470
5	455
6	445
7	430

NET WGT
844 LB
382.8 Kg

50015
S35AC

NOG
120115

INSPECTION
&
FINAL TEST
N549!



Assembled in Mexico

X3 - X2 - X1 - -
- H3 - H2 - H1

Note: X0 Terminal at the bottom


ENCLOSURE TYPE 2 (IP30). RAINPROOF TYPE 3R ENCLOSURE (IP32) WHEN PROVIDED SHIELD 9T18Y4317G06
SUITABLE FOR NONSINUSOIDAL CURRENT LOAD WITH K-FACTOR NOT TO EXCEED 4
BEFORE HANDLING, INSTALLING AND OPERATING, SEE INSTRUCTION 475A667AAP001 Outline: 303B421AAP075
COPPER CONDUCTOR PRIMARY: 10 KV BIL SECONDARY: 10 KV BIL

IN ACCORDANCE WITH NEC SECTION 450-9, ALLOW AT LEAST SIX INCHES CLEARANCE FOR VENTILATION. CHECK ADDITIONAL NEC AND LOCAL CODES.

X3 - X2 - X1 - -
- H3 - H2 - H1
X3 - X2 - X1 - -
- H3 - H2 - H1
X0



2M0000000



3M0000000