



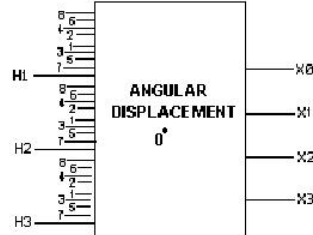
# Transformer

Catalog Number  
9T76H9874G13

75.0 KVA    60 HZ    3 PH    3.3 % IMP  
40 C AMB.    115 C RISE    220 C SYSTEM    IS-19C    Type: QL

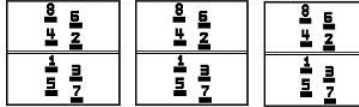
PRIMARY (H)    480 VOLTS (LINE-LINE)  
SECONDARY (X)    208 VOLTS (LINE-LINE)  
                          120 VOLTS (LINE-NEUTRAL)

ELECTROSTATIC GROUND SHIELD IN EACH PHASE



JUMPER CONNECTION TAP	VOLTS
1-2	503
2-3	494
3-4	480
4-5	468
5-6	455
6-7	442
7-8	433

### COIL TAP ARRANGEMENT



NET WGT 990 LB    449.1 Kg  
030819    N910!    H374C  
75706    NOG

ENCLOSURE TYPE 2 (IP20). RAINPROOF TYPE 3R. ENCLOSURE (IP22) WHEN PROVIDED SHIELD 9T18V4317G06

BEFORE HANDLING, INSTALLING AND OPERATING, SEE INSTRUCTION 475A667AAP001  
COPPER CONDUCTOR    PRIMARY: 10 KV BIL    SECONDARY: 10 KV BIL



LISTED 7696

**IN ACCORDANCE WITH NEC SECTION 450-9, ALLOW AT LEAST SIX INCHES CLEARANCE FOR VENTILATION. CHECK ADDITIONAL NEC AND LOCAL CODES.**

Outline: 3038431SLP074    INSPECTION & FINAL TEST N910!  
Assembled in Mexico


GE Energy Industrial Solutions

NEMA CLASS AA DRY TYPE TRANSFORMER

Meets DOE 2016 efficiency



\*1M0000000\*



\*3M0000000\*