



Transformer

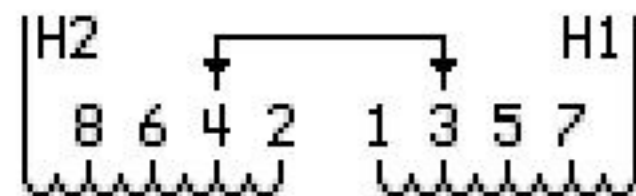


Catalog Number **9T83B2120** Type **QL**

15.0 KVA **60 HZ** **1 PH** **3.4 % IMP**

40 C AMB. 150 C RISE 220 C SYSTEM IS-19C

NOG



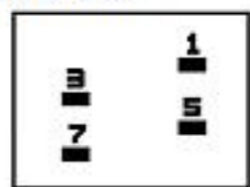
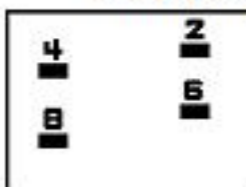
PRIMARY				SECONDARY	
UOLTS	CONNECT	UOLTS	CONNECT	LINES ON X1-X4	
189	8-H1,7-H2	378	8-7	120	X1-X3,X2-X4
198	6-H1,5-H2	387	7-6	240	X2-X3
210	4-H1,3-H2	396	6-5		
222	2-H1,1-H2	408	5-4		
		420	4-3		
		432	3-2		

NET WGT
320 LB
145.2 Kg

50025
070115

INSPECTION & FINAL TEST
N5271

COIL TAP ARRANGEMENT



LISTED 769G

ENCLOSURE TYPE 2 (IP30). RAINPROOF TYPE 3R ENCLOSURE (IP32) WHEN PROVIDED SHIELD 9T18Y4317G05

Outline: 303B406AAP071 Assembled in Mexico

BEFORE HANDLING, INSTALLING AND OPERATING, SEE INSTRUCTION 475A667AAP001
ALUMINUM CONDUCTOR PRIMARY: 10 KV BIL SECONDARY: 10 KV BIL

X3 - X4 - X2 - X1

- H2 - H1 - -

IN ACCORDANCE WITH NEC SECTION 450-9, ALLOW AT LEAST SIX INCHES CLEARANCE FOR VENTILATION. CHECK ADDITIONAL NEC AND LOCAL CODES.

Note: Standard

X1 - - -
X2 - - -
- H1 - - -
X4 - - -
- H2 - - -
X3 - - -

X1 - - -
X2 - - -
- H1 - - -
X4 - - -
- H2 - - -
X3 - - -

