



Transformer



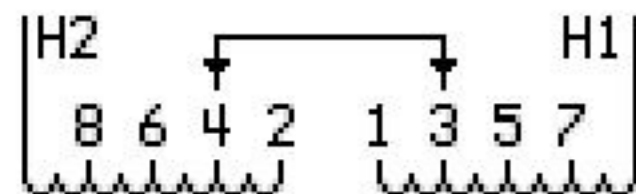
Catalog Number **9T83B2191** Type **QL**

9T83B2191

25.0 KVA 60 HZ 1 PH 5.6 % IMP

40 C AMB. 150 C RISE 220 C SYSTEM IS-19C

NOG



PRIMARY LINES ON H1-H2			
UOLTS	CONNECT	UOLTS	CONNECT
258	8-H1,7-H2	516	8-7
273	6-H1,5-H2	531	7-6
288	4-H1,3-H2	546	6-5
303	2-H1,1-H2	561	5-4
		576	4-3
		591	3-2

SECONDARY LINES ON X1-X4			
UOLTS	CONNECT	UOLTS	CONNECT
120	X1-X3,X2-X4		
240	X2-X3		

NET WGT
320 LB
145.2 Kg

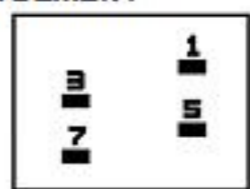
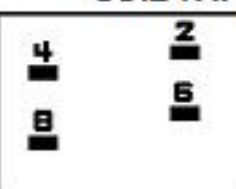
50038

070115

INSPECTION
&
FINAL TEST

N5271

COIL TAP ARRANGEMENT



LISTED 769G

ENCLOSURE TYPE 2 (IP30). RAINPROOF TYPE 3R. ENCLOSURE (IP32) WHEN PROVIDED SHIELD. 9T18Y4317G05

Outline: 303B406AAP071 Assembled in Mexico


BEFORE HANDLING, INSTALLING AND OPERATING, SEE INSTRUCTION 475A667AAP001
ALUMINUM CONDUCTOR PRIMARY: 10 KV BIL SECONDARY: 10 KV BIL

X3 - X4 - X2 - X1

- H2 - H1 - -

Note: Standard

X1 -
X2 -
X3 -
X4 -
H1 -
H2 -



X1 -
X2 -
X3 -
X4 -
H1 -
H2 -