



Transformer



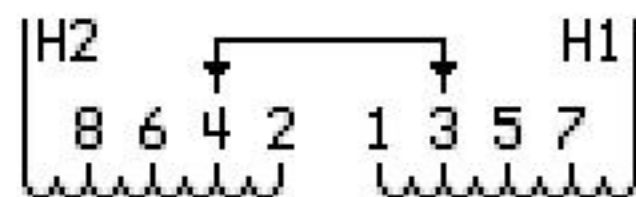
Catalog Number Type QL

9T83B2201

25.0 KVA 60 HZ 1 PH 6% IMP

40 C AMB. 150 C RISE 220 C SYSTEM IS-19C

NOG



PRIMARY			
LINES ON H1-H2			
UOLTS	CONNECT	UOLTS	CONNECT
217	8-H1,7-H2	434	8-7
229	6-H1,5-H2	446	7-6
240	4-H1,3-H2	458	6-5
253	2-H1,1-H2	470	5-4
		480	4-3
		494	3-2

SECONDARY			
LINES ON X1-X4			
UOLTS	CONNECT	UOLTS	CONNECT
220	X1-X3,X2-X4		
440	X2-X3		

NET WGT
320 LB
145.2 Kg

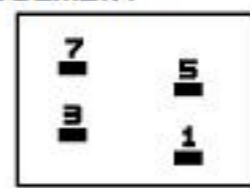
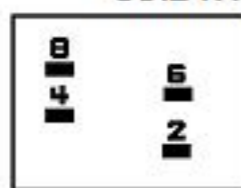
50040

070115

INSPECTION
&
FINAL TEST

N5271

COIL TAP ARRANGEMENT



LISTED 769G

ENCLOSURE TYPE 2 (IP30). RAINPROOF TYPE 3R ENCLOSURE (IP32) WHEN PROVIDED SHIELD 9T18Y4317G05

Outline: 303B406AAP071 Assembled in Mexico

BEFORE HANDLING, INSTALLING AND OPERATING, SEE INSTRUCTION 475A667AAP001
ALUMINUM CONDUCTOR PRIMARY: 10 KV BIL SECONDARY: 10 KV BIL

X3 - X4 - X2 - X1

- H2 - H1 - -

IN ACCORDANCE WITH NEC SECTION 450-9, ALLOW AT LEAST SIX INCHES CLEARANCE FOR VENTILATION. CHECK ADDITIONAL NEC AND LOCAL CODES.

Note: Standard

X1 -
X2 -
X3 -
X4 -
H1 -
H2 -

