



# Transformer



X1

Catalog Number Type QL

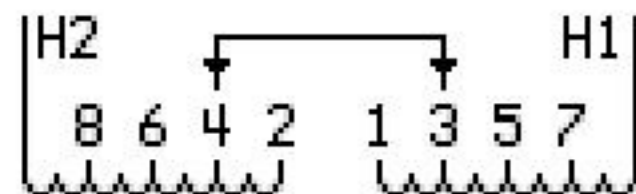
9Q1A025ABAS00A2T00

9T83B2221

25.0 KVA 60 HZ 1 PH 5.6 % IMP

40 C AMB. 150 C RISE 220 C SYSTEM IS-19C

NOG



PRIMARY			
LINES ON H1-H2			
VOLTS	CONNECT	VOLTS	CONNECT
207	8-H1,7-H2	414	8-7
219	6-H1,5-H2	426	7-6
230	4-H1,3-H2	438	6-5
240	2-H1,1-H2	450	5-4
		460	4-3
		471	3-2

SECONDARY			
LINES ON X1-X4			
VOLTS	CONNECT	VOLTS	CONNECT
120	X1-X3,X2-X4		
240	X2-X3		

NET WGT  
320 LB  
145.2 Kg

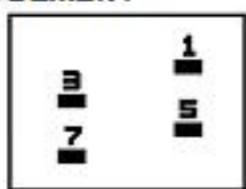
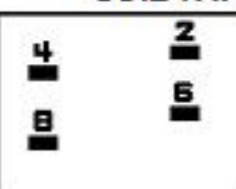
50043

070815

INSPECTION  
&  
FINAL TEST

N5281

COIL TAP ARRANGEMENT



LISTED 769G

ENCLOSURE TYPE 2 (IP30). RAINPROOF TYPE 3R ENCLOSURE (IP32) WHEN PROVIDED SHIELD 9T18Y4317G05

Outline: 303B406AAP071 Assembled in Mexico

BEFORE HANDLING, INSTALLING AND OPERATING, SEE INSTRUCTION 475A667AAP001  
ALUMINUM CONDUCTOR PRIMARY: 10 KV BIL SECONDARY: 10 KV BIL

X3 - X4 - X2 - X1

- H2 - H1 - -

Note: Standard

X1 - - - -  
 X2 - - - -  
 - H1 - - - -  
 X4 - - - -  
 - H2 - - - -  
 X3 - - - -  
 X3 - - - -  
 - H2 - - - -

