



Transformer



1M000000

Catalog Number Type QL

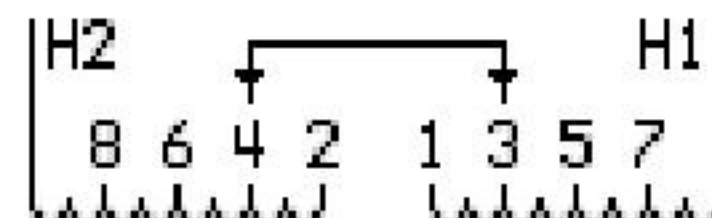
9Q1A015ACAS00C2T30

9T83B2230G90

15.0 KVA 60 HZ 1 PH 3.8 % IMP

40 C AMB. 80 C RISE 220 C SYSTEM IS-19C

NOG



PRIMARY LINES ON H1-H2			
VOLTS	CONNECT	VOLTS	CONNECT
186	8-H1,7-H2	372	8-7
198	6-H1,5-H2	384	7-6
208	4-H1,3-H2	396	6-5
219	2-H1,1-H2	405	5-4
		416	4-3
		426	3-2

SECONDARY LINES ON X1-X4	
VOLTS	CONNECT
120	X1-X3,X2-X4
240	X2-X3

NET WGT
320 LB
145.2 Kg

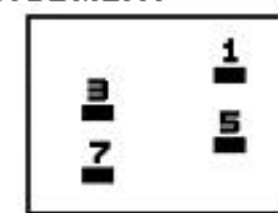
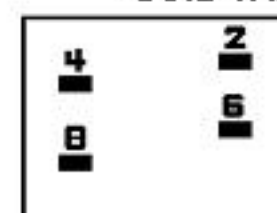
58411

120115

INSPECTION
&
FINAL TEST

N549!

COIL TAP ARRANGEMENT



ENCLOSURE TYPE 2 (IP30) RAINPROOF TYPE 3R ENCLOSURE (IP32) WHEN PROVIDED SHIELD 9T18Y4317G05

Outline: 303B406AAP071 Assembled in Mexico

BEFORE HANDLING, INSTALLING AND OPERATING, SEE INSTRUCTION 475A667AAP001
ALUMINUM CONDUCTOR PRIMARY: 10 KV BIL SECONDARY: 10 KV BIL

X3 - X4 - X2 - X1

- H2 - H1 - -

IN ACCORDANCE WITH NEC SECTION 450-9, ALLOW AT LEAST SIX INCHES CLEARANCE FOR VENTILATION. CHECK ADDITIONAL NEC AND LOCAL CODES.

Note: Standard

X1

-

X2

-

X4

-

X3

-

X4

-

X2

-

X1

-

X2

-

X4

-

X3

-

X4

-

X2

-

H1

-

H2

-

H1

-

H2

-

H1

-

H2

-

H1

-

H2

-

H1

-

H2

-

H1

-

H2

-



2M000000



3M000000