



Transformer

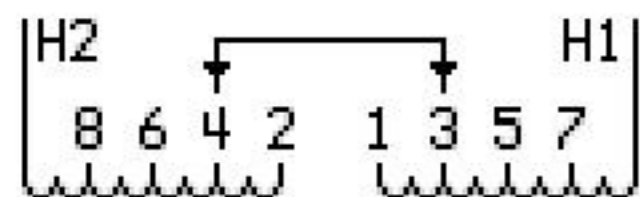


Catalog Number **9T83B2670G62** Type **QL**

15.0 KVA **60 HZ** **1 PH** **3.1 % IMP**

40 C AMB. 150 C RISE 220 C SYSTEM IS-19C

NOG



| PRIMARY | | | |
|---------|-----------|-------|---------|
| UOLTS | CONNECT | UOLTS | CONNECT |
| 216 | 8-H1,7-H2 | 432 | 8-7 |
| 228 | 6-H1,5-H2 | 444 | 7-6 |
| 240 | 4-H1,3-H2 | 456 | 6-5 |
| 252 | 2-H1,1-H2 | 468 | 5-4 |
| | | 480 | 4-3 |
| | | 492 | 3-2 |

| SECONDARY | | | |
|----------------|-------------|-------|---------|
| LINES ON X1-X4 | | | |
| UOLTS | CONNECT | UOLTS | CONNECT |
| 120 | X1-X3,X2-X4 | | |
| 240 | X2-X3 | | |

NET WGT
320 LB
145.2 Kg

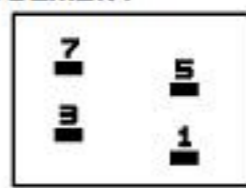
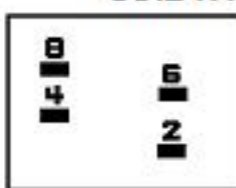
50069

070115

INSPECTION
&
FINAL TEST

N5271

COIL TAP ARRANGEMENT



LISTED 769G

ENCLOSURE TYPE 2 (IP30). RAINPROOF TYPE 3R. ENCLOSURE (IP32) WHEN PROVIDED SHIELD. 9T18Y4317G05

Outline: 303B406AAP071 Assembled in Mexico

BEFORE HANDLING, INSTALLING AND OPERATING, SEE INSTRUCTION 475A667AAP001
ALUMINUM CONDUCTOR PRIMARY: 10 KV BIL SECONDARY: 10 KV BIL

X3 - X4 - X2 - X1

- H2 - H1 - -

Note: Standard

X1 -
X2 -
X3 -
X4 -
H1 -
H2 -



X1 -
X2 -
X3 -
X4 -
H1 -
H2 -

