



Transformer



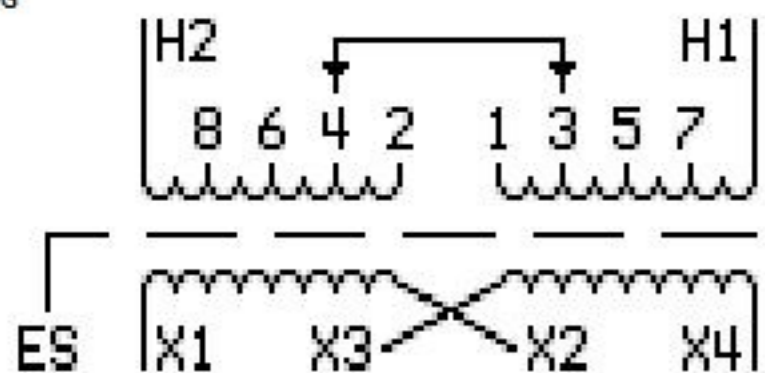
Catalog Number Type QL

9T83B2690G03

15.0 KVA 60 HZ 1 PH 3.1 % IMP

40 C AMB. 150 C RISE 220 C SYSTEM IS-19C

NOG



ELECTROSTATIC GROUND SHIELD IN EACH PHASE

PRIMARY			
UOLTS	CONNECT	UOLTS	CONNECT
108	8-H1,7-H2	216	8-7
114	6-H1,5-H2	222	7-6
120	4-H1,3-H2	228	6-5
126	2-H1,1-H2	234	5-4
		240	4-3
		246	3-2

SECONDARY			
LINES ON X1-X4			
UOLTS	CONNECT	UOLTS	CONNECT
120	X1-X3,X2-X4		
240	X2-X3		

NET WGT
320 LB

145.2 Kg

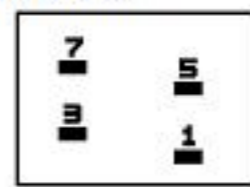
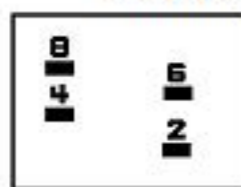
50069

070115

INSPECTION
&
FINAL TEST

N5271

COIL TAP ARRANGEMENT



LISTED 769G

ENCLOSURE TYPE 2 (IP30). RAINPROOF TYPE 3R ENCLOSURE (IP32) WHEN PROVIDED SHIELD 9T18Y4317G05

Outline: 303B406AAP071 Assembled in Mexico

BEFORE HANDLING, INSTALLING AND OPERATING, SEE INSTRUCTION 475A667AAP001
ALUMINUM CONDUCTOR PRIMARY: 10 KV BIL SECONDARY: 10 KV BIL

X3 - X4 - X2 - X1

- H2 - H1 - -

Note: Standard

X1 - - -
 X2 - - -
 X3 - - -
 X4 - - -
 H1 - - -
 H2 - - -

X1 - - -
 X2 - - -
 X3 - - -
 X4 - - -
 H1 - - -
 H2 - - -

2M000000
 3M000000