



Transformer



Catalog Number **9T83B2741** Type **QL**

9T83B2741

25.0 KVA 60 HZ 1 PH 5.1 % IMP

40 C AMB. 150 C RISE 220 C SYSTEM IS-19C

NOG

PRIMARY LINES ON H1-H2		SECONDARY LINES ON X1-X4	
VOLTS	CONNECT	VOLTS	CONNECT
216	14-H1,13-H2	120	X1-X3,X2-X4
222	12-H1,11-H2	240	X2-X3
228	10-H1,9-H2		
234	8-H1,7-H2		
240	6-H1,5-H2		
246	4-H1,3-H2		
252	2-H1,1-H2		

NET WGT

320 LB

145.2 Kg

50100

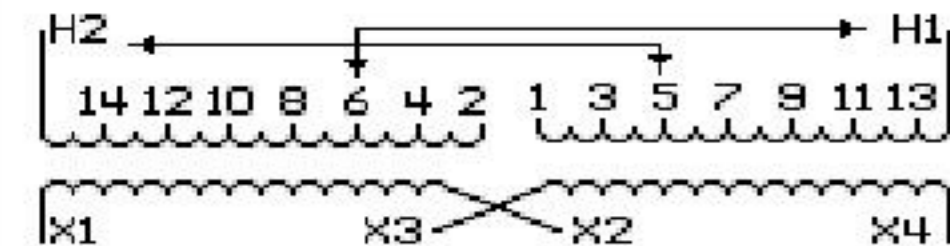
070115

INSPECTION

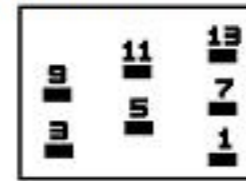
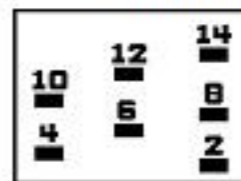
&

FINAL TEST

N5271



COIL TAP ARRANGEMENT



LISTED 769G

ENCLOSURE TYPE 2 (IP30). RAINPROOF TYPE 3R. ENCLOSURE (IP32) WHEN PROVIDED SHIELD. 9T18Y4317G05

Outline: 303B406AAP071 Assembled in Mexico

BEFORE HANDLING, INSTALLING AND OPERATING, SEE INSTRUCTION 475A667AAP001
ALUMINUM CONDUCTOR PRIMARY: 10 KV BIL SECONDARY: 10 KV BIL

X3 - X4 - X2 - X1

- H2 - H1 - -

Note: Standard

X1
-
X2
-
- H1
X4
- H2
X3



-
- X2
- X2
- H1
- X4
- H2
- X3

