



Transformer



Catalog Number **9Q1A015AFAB00A2T00** Type QL

9T83B2750

15.0 KVA 60 HZ 1 PH 3.5 % IMP

40 C AMB. 150 C RISE 220 C SYSTEM IS-19C

NOG

PRIMARY LINES ON X1-X2		SECONDARY LINES ON H1-H4	
VOLTS	CONNECT	VOLTS	CONNECT
186	14-X1,13-X2	240	H1-H3,H2-H4
192	12-X1,11-X2	480	H2-H3
198	10-X1,9-X2		
204	8-X1,7-X2		
208	6-X1,5-X2		
213	4-X1,3-X2		
219	2-X1,1-X2		

NET WGT
320 LB

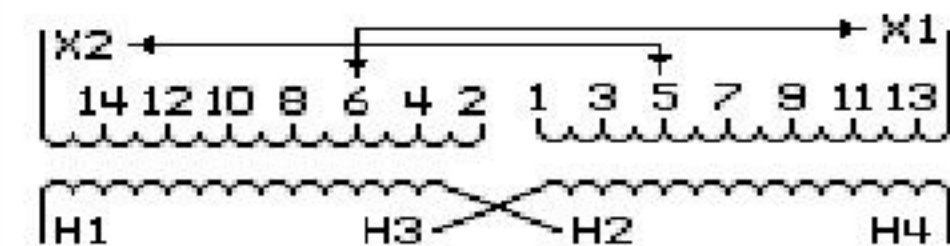
145.2 Kg

50102

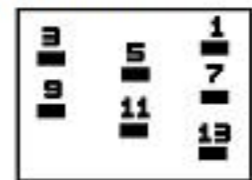
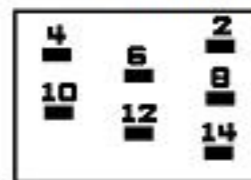
070115

INSPECTION
&
FINAL TEST

N5271



COIL TAP ARRANGEMENT



LISTED 769G

ENCLOSURE TYPE 2 (IP30). RAINPROOF TYPE 3R ENCLOSURE (IP32) WHEN PROVIDED SHIELD 9T18Y4317G05

Outline: 303B406AAP071 Assembled in Mexico

BEFORE HANDLING, INSTALLING AND OPERATING, SEE INSTRUCTION 475A667AAP001
ALUMINUM CONDUCTOR PRIMARY: 10 KV BIL SECONDARY: 10 KV BIL

H3 - H4 - H2 - H1

- X2 - X1 - -


Note: Standard

IN ACCORDANCE WITH NEC SECTION 450-9, ALLOW AT LEAST SIX INCHES CLEARANCE FOR VENTILATION. CHECK ADDITIONAL NEC AND LOCAL CODES.

H1 -
H2 -
H3 -
H4 -
X1 -
X2 -



2M000000



3M000000