



# Transformer



\*1M000000\*

Catalog Number **9Q3A045AAAZ00C2T00** Type **QL**

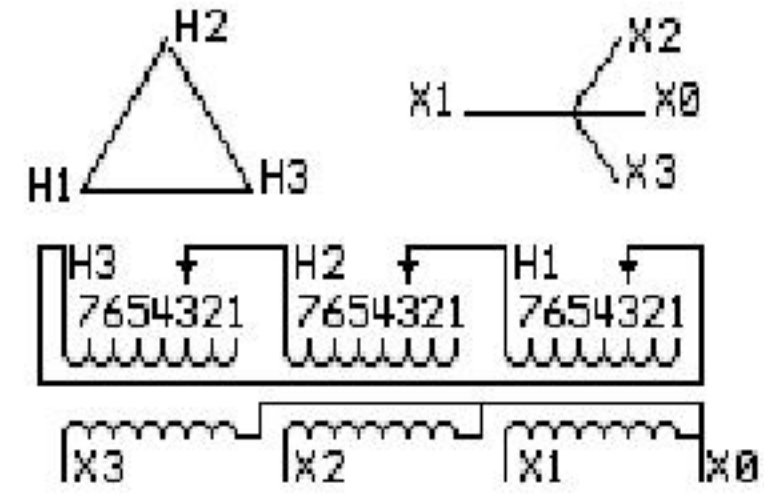
**9T83B3383G80**

**45.0 KVA 60 HZ 3 PH 3.8 % IMP**

40 C AMB. 80 C RISE 220 C SYSTEM IS-19C

Note: Design is based on 75.00KVA & 150C Rise 5.4% Imp.

PRIMARY (H) 480 VOLTS (LINE-LINE)  
SECONDARY (X) 220 VOLTS (LINE-LINE)  
127 VOLTS (LINE-NEUTRAL)



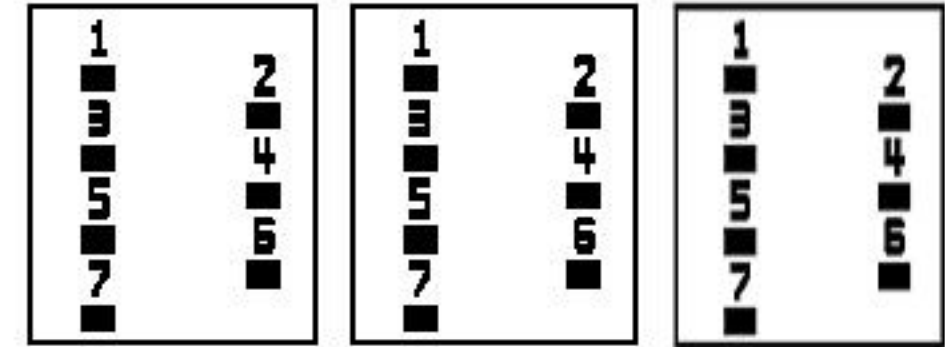
JUMPER CONNECTION	
TAP	VOLTS
1	504
2	493
3	480
4	467
5	456
6	445
7	433

NET WGT  
620 LB  
281.2 Kg

55590  
XU374  
NOG  
092415

INSPECTION  
&  
FINAL TEST  
N539!

### COIL TAP ARRANGEMENT



LISTED 769G

ENCLOSURE TYPE 2 (IP30). RAINPROOF TYPE 3R ENCLOSURE (IP32) WHEN PROVIDED SHIELD 9T18Y4317G06

Assembled in Mexico


BEFORE HANDLING, INSTALLING AND OPERATING, SEE INSTRUCTION 475A667AAP001 Outline: 303B401AAP074  
ALUMINUM CONDUCTOR PRIMARY: 10 KV BIL SECONDARY: 10 KV BIL

X3 - X2 - X1 - -  
- H3 - H2 - H1


IN ACCORDANCE WITH NEC SECTION 450-9, ALLOW AT LEAST SIX INCHES CLEARANCE FOR VENTILATION. CHECK ADDITIONAL NEC AND LOCAL CODES.

Note: X0 Terminal at the bottom

X1 - - H1  
X2 - - H2  
X3 - - H3  
X1 - - H1  
X2 - - H2  
X3 - - H3



\*2M000000\*



\*3M000000\*

X0