



Transformer



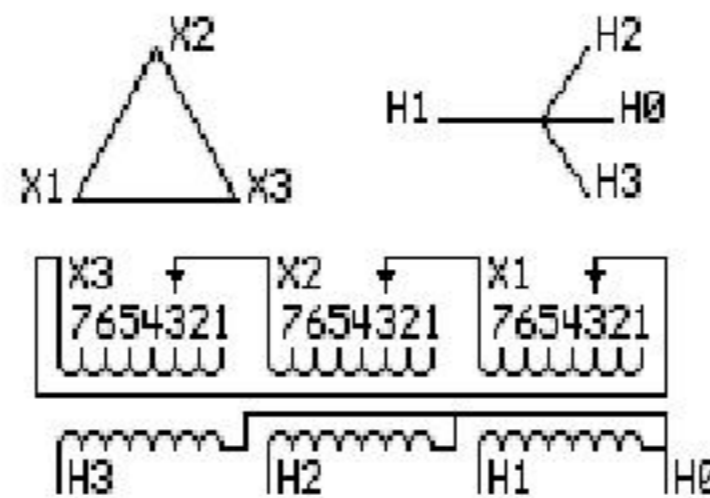
1M000000

Catalog Number **Type QL**
9Q3A075AFAD00A2T30
9T83B3804G50


75.0 KVA 60 HZ 3 PH 5.1 % IMP

40 C AMB. 150 C RISE 220 C SYSTEM IS-19C
Note: Design is based on 75.00KVA & 150C Rise 5.1% Imp.

PRIMARY (X) 208 VOLTS (LINE-LINE)
 SECONDARY (H) 480 VOLTS (LINE-LINE)
 277 VOLTS (LINE-NEUTRAL)



COIL TAP ARRANGEMENT



JUMPER CONNECTION	
TAP	VOLTS
1	219
2	212
3	208
4	204
5	197
6	193
7	186

NET WGT
 620 LB
 281.2 Kg

 55644
 XU374
 NOG
 092415

INSPECTION
 &
 FINAL TEST
 N539!



LISTED 769G

Assembled in Mexico

ENCLOSURE TYPE 2 (IP30). RAINPROOF TYPE 3R ENCLOSURE (IP32) WHEN PROVIDED SHIELD 9T18Y4317G06


BEFORE HANDLING, INSTALLING AND OPERATING, SEE INSTRUCTION 475A667AAP001 Outline: 303B401AAP074
 ALUMINUM CONDUCTOR PRIMARY: 10 KV BIL SECONDARY: 10 KV BIL

IN ACCORDANCE WITH NEC SECTION 450-9, ALLOW AT LEAST SIX INCHES
 CLEARANCE FOR VENTILATION. CHECK ADDITIONAL NEC AND LOCAL CODES.


H3 - H2 - H1 - -
 - X3 - X2 - X1

Note: H0 Terminal at the bottom

H3 - H2 - H1 -
 - X3 - X2 - X1
 H3 - H2 - H1 -
 - X3 - X2 - X1



2M000000



3M000000