



# Transformer



\*M0000000\*

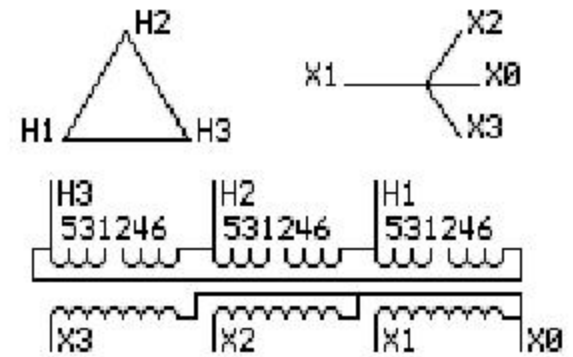
Catalog Number  
9T83B4002G49

Type QL

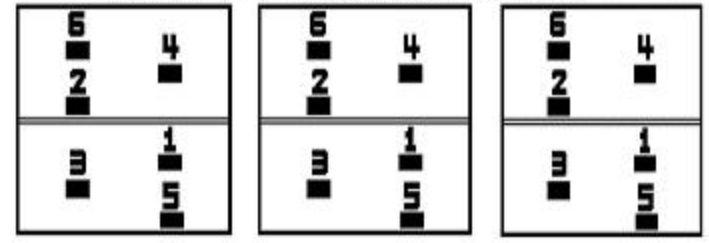
27.0 KVA 60 HZ 3 PH 6.3 % IMP

40 C AMB. 150 C RISE 220 C SYSTEM IS-19C

PRIMARY (H) 575 VOLTS (LINE-LINE)  
SECONDARY (X) 160 VOLTS (LINE-LINE)  
92 VOLTS (LINE-NEUTRAL)



### COIL TAP ARRANGEMENT



JUMPER CONNECTION

TAP	VOLTS
1-2	605
3-4	575
5-6	545

NET WGT  
334 LB  
151.5 Kg  
9T83B4002G49  
26109  
W372  
NOG  
013013

INSPECTION & FINAL TEST  
N305!



LISTED 769G

Assembled in Mexico

ENCLOSURE TYPE 2 (IP30). RAINPROOF TYPE 3R ENCLOSURE (IP32) WHEN PROVIDED SHIELD 9T18Y4317G05

BEFORE HANDLING, INSTALLING AND OPERATING, SEE INSTRUCTION 475A667AAP001 Outline: 303B401AAP072  
ALUMINUM CONDUCTOR PRIMARY: 10 KV BIL SECONDARY: 10 KV BIL

IN ACCORDANCE WITH NEC SECTION 450-9, ALLOW AT LEAST SIX INCHES CLEARANCE FOR VENTILATION. CHECK ADDITIONAL NEC AND LOCAL CODES.


X3 - X2 - X1 - -  
- H3 - H2 - H1

Note: X0 Terminal at the bottom

X3 - X2 - X1 - -  
- H3 - H2 - H1  
X3 - X2 - X1 - -  
- H3 - H2 - H1  
X0



\*M0000000\*



\*M0000000\*