



Transformer



1M000000

Catalog Number

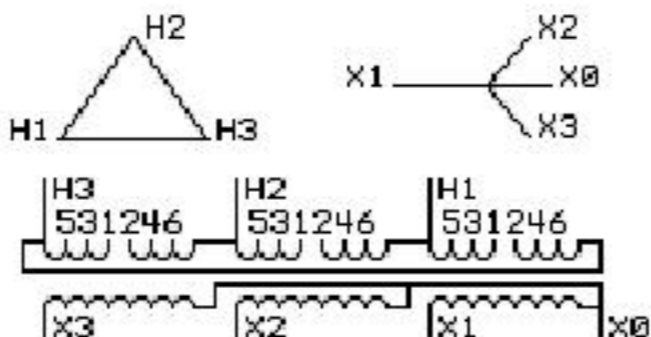
Type QL

9D3A051AGBR00A2T00

9T83B4005G87

51.0 KVA 60 HZ 3 PH 5.1 % IMP

40 C AMB. 150 C RISE 220 C SYSTEM IS-19C



JUMPER CONNECTION

TAP	VOLTS
1-2	631
3-4	600
5-6	571

NET WGT

415 LB

188.2 Kg

53423

XV373

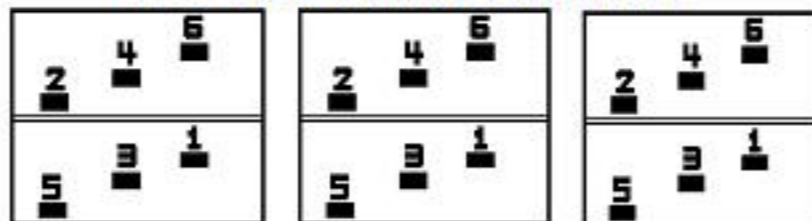
NOG

071515

INSPECTION & FINAL TEST N529!

PRIMARY (H) 600 VOLTS (LINE-LINE)
 SECONDARY (X) 460 VOLTS (LINE-LINE)
 265 VOLTS (LINE-NEUTRAL)

COIL TAP ARRANGEMENT



LISTED 769G

ENCLOSURE TYPE 2 (IP30). RAINPROOF TYPE 3R ENCLOSURE (IP32) WHEN PROVIDED SHIELD 9T18Y4317G05

Assembled in Mexico

BEFORE HANDLING, INSTALLING AND OPERATING, SEE INSTRUCTION 475A667AAP001
ALUMINUM CONDUCTOR PRIMARY: 10 KV BIL SECONDARY: 10 KV BIL


Outline: 303B401AAP073

IN ACCORDANCE WITH NEC SECTION 450-9, ALLOW AT LEAST SIX INCHES CLEARANCE FOR VENTILATION. CHECK ADDITIONAL NEC AND LOCAL CODES.


X3 - X2 - X1 - -
 - H3 - H2 - H1

Note: X0 Terminal at the bottom

X1 - -
 X2 - - H1
 H3 - H2
 X3 - X2 - X1 -
 H3 - H2 - H1
 X0



2M000000



3M000000