



Transformer



1M000000

Catalog Number

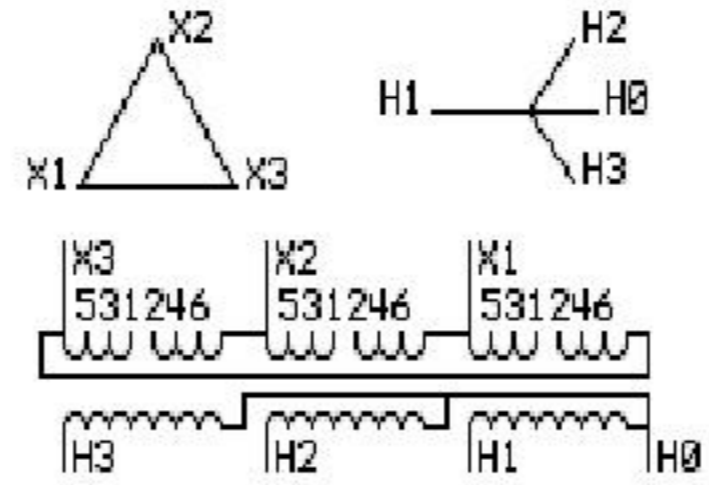
Type QL

9T83B4007G38

75.0 KVA 60 HZ 3 PH 5.3 % IMP

40 C AMB. 150 C RISE 220 C SYSTEM IS-19C

PRIMARY (X) 460 VOLTS (LINE-LINE)
SECONDARY (H) 509 VOLTS (LINE-LINE)
294 VOLTS (LINE-NEUTRAL)



JUMPER CONNECTION

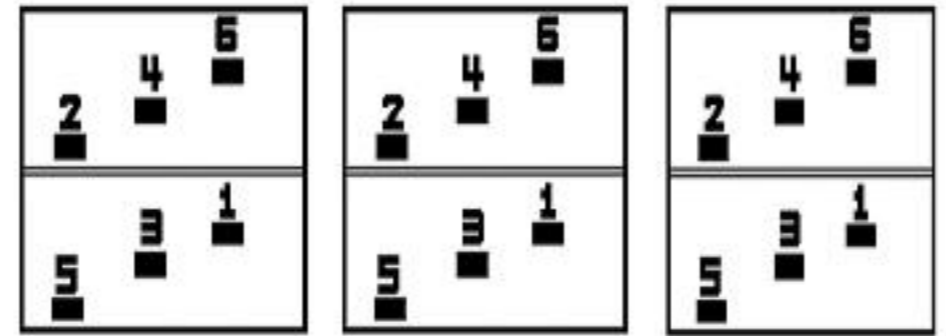
TAP	VOLTS
1-2	434
3-4	460
5-6	435

NET WGT
620 LB
281.2 Kg

55732
XU374
NOG
072915

INSPECTION
&
FINAL TEST
N531!

COIL TAP ARRANGEMENT



ENCLOSURE TYPE 2 (IP30). RAINPROOF TYPE 3R ENCLOSURE (IP32) WHEN PROVIDED SHIELD 9T18Y4317G06

Assembled in Mexico



BEFORE HANDLING, INSTALLING AND OPERATING, SEE INSTRUCTION 475A667AAP001 Outline: 303B401AAP074
ALUMINUM CONDUCTOR PRIMARY: 10 KV BIL SECONDARY: 10 KV BIL

H3 - H2 - H1 - -
- X3 - X2 - X1

IN ACCORDANCE WITH NEC SECTION 450-9, ALLOW AT LEAST SIX INCHES CLEARANCE FOR VENTILATION. CHECK ADDITIONAL NEC AND LOCAL CODES.

Note: H0 Terminal at the bottom

H3 - H2 - H1 -
- X3 - X2 - X1



H0