



# Transformer



\*1M000000\*

Catalog Number

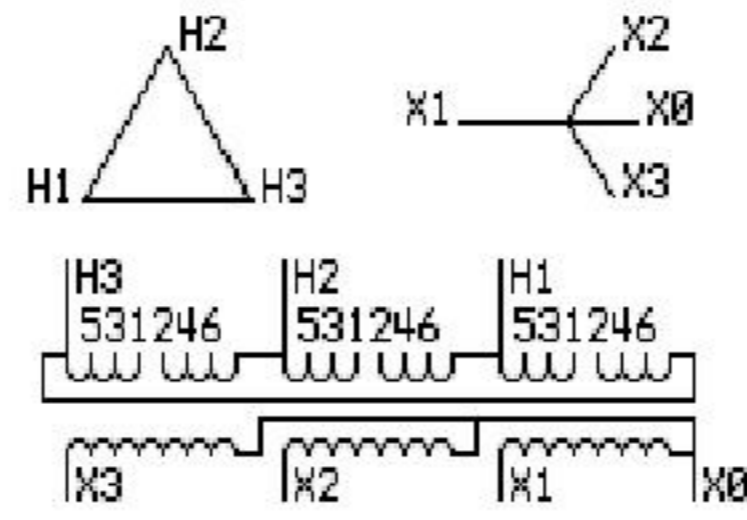
Type QL

9T83B4007G71

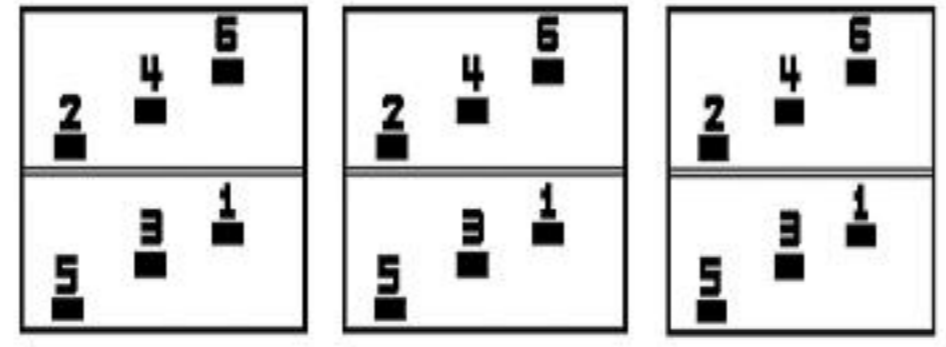
75.0 KVA 60 HZ 3 PH 5.5 % IMP

40 C AMB. 150 C RISE 220 C SYSTEM IS-19C

PRIMARY (H) 460 VOLTS (LINE-LINE)  
SECONDARY (X) 325 VOLTS (LINE-LINE)  
188 VOLTS (LINE-NEUTRAL)



### COIL TAP ARRANGEMENT



JUMPER CONNECTION

TAP	VOLTS
1-2	432
3-4	460
5-6	438

NET WGT  
620 LB  
281.2 Kg

55741  
XU374  
NOG  
072915

INSPECTION  
&  
FINAL TEST  
N531!



ENCLOSURE TYPE 2 (IP30). RAINPROOF TYPE 3R ENCLOSURE (IP32) WHEN PROVIDED SHIELD 9T18Y4317G06

Assembled in Mexico



BEFORE HANDLING, INSTALLING AND OPERATING, SEE INSTRUCTION 475A667AAP001 Outline: 303B401AAP074  
ALUMINUM CONDUCTOR PRIMARY: 10 KV BIL SECONDARY: 10 KV BIL

X3 - X2 - X1 - -  
- H3 - H2 - H1

IN ACCORDANCE WITH NEC SECTION 450-9, ALLOW AT LEAST SIX INCHES CLEARANCE FOR VENTILATION. CHECK ADDITIONAL NEC AND LOCAL CODES.

Note: X0 Terminal at the bottom

X1 - - H1  
X2 - - H2  
X3 - - H3  
X1 - - H1  
X2 - - H2  
X3 - - H3



X0