



Transformer



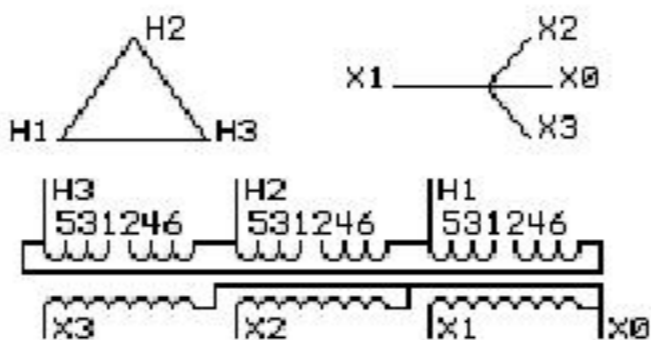
1M000000

Catalog Number
9T83B4008G22

Type QL

93.0 KVA 60 HZ 3 PH 4.9 % IMP

40 C AMB. 150 C RISE 220 C SYSTEM IS-19C



JUMPER CONNECTION

TAP	VOLTS
1-2	484
3-4	460
5-6	436

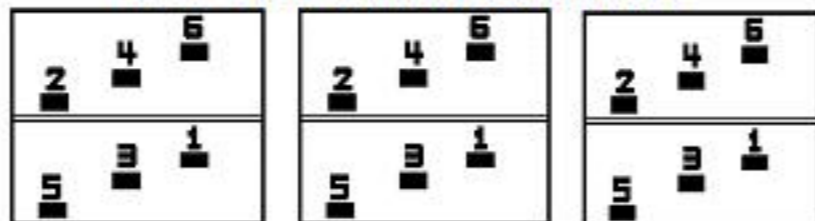
NET WGT
765 LB
347.0 Kg

55108
XV375
NOG
072115

INSPECTION
&
FINAL TEST
N530!

PRIMARY (H)	460 VOLTS (LINE-LINE)
SECONDARY (X)	460 VOLTS (LINE-LINE)
	265 VOLTS (LINE-NEUTRAL)

COIL TAP ARRANGEMENT



LISTED 769G

ENCLOSURE TYPE 2 (IP30). RAINPROOF TYPE 3R ENCLOSURE (IP32) WHEN PROVIDED SHIELD 9T18Y4317G06

Assembled in Mexico

BEFORE HANDLING, INSTALLING AND OPERATING, SEE INSTRUCTION 475A667AAP001
ALUMINUM CONDUCTOR PRIMARY: 10 KV BIL SECONDARY: 10 KV BIL

Outline: 303B401AAP075


IN ACCORDANCE WITH NEC SECTION 450-9, ALLOW AT LEAST SIX INCHES
CLEARANCE FOR VENTILATION. CHECK ADDITIONAL NEC AND LOCAL CODES.

X3 - X2 - X1 - -
- H3 - H2 - H1

Note: X0 Terminal at the bottom



2M000000



3M000000

X3 - X2 - X1 - -
- H3 - H2 - H1
X3 - X2 - X1 - -
- H3 - H2 - H1

X0