



Transformer



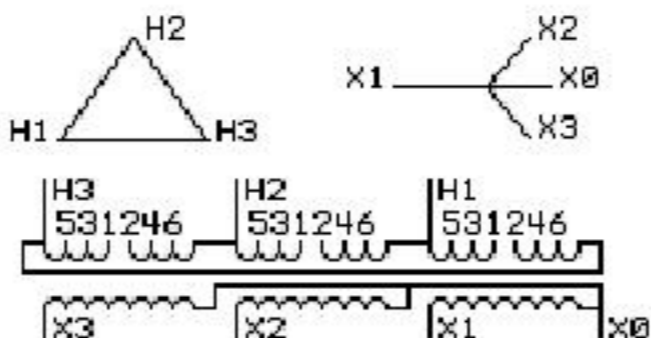
1M000000

Catalog Number
9T83B4008G51

Type **QL**

93.0 KVA 60 HZ 3 PH 4.5 % IMP

40 C AMB. 150 C RISE 220 C SYSTEM IS-19C



JUMPER CONNECTION TAP VOLTS

1-2	482
3-4	460
5-6	439

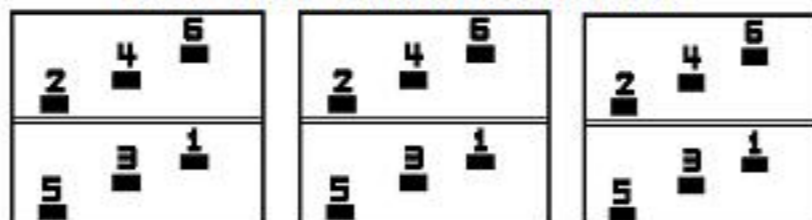
NET WGT
765 LB
347.0 Kg

55116
XV375
NOG
072115

INSPECTION & FINAL TEST
N530!

PRIMARY (H)	460 VOLTS (LINE-LINE)
SECONDARY (X)	380 VOLTS (LINE-LINE)
	219 VOLTS (LINE-NEUTRAL)

COIL TAP ARRANGEMENT



ENCLOSURE TYPE 2 (IP30). RAINPROOF TYPE 3R ENCLOSURE (IP32) WHEN PROVIDED SHIELD 9T18Y4317G06

Assembled in Mexico

BEFORE HANDLING, INSTALLING AND OPERATING, SEE INSTRUCTION 475A667AAP001
ALUMINUM CONDUCTOR PRIMARY: 10 KV BIL SECONDARY: 10 KV BIL


Outline: 303B401AAP075

IN ACCORDANCE WITH NEC SECTION 450-9, ALLOW AT LEAST SIX INCHES CLEARANCE FOR VENTILATION. CHECK ADDITIONAL NEC AND LOCAL CODES.


X3 - X2 - X1 - -
- H3 - H2 - H1

Note: X0 Terminal at the bottom

X1 - -
X2 - - H1
H3 - H2 - H1
X3 - X2 - X1 -
H3 - H2 - H1
X0



2M000000



3M000000