



Transformer



1M000000

X0

X0

Catalog Number

Type QL

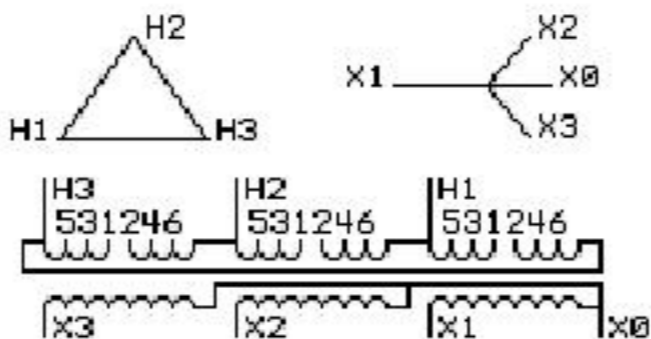
9D3A011ABBR00A2N00

9T83B4100G22

11.0 KVA 60 HZ 3 PH 3.3 % IMP

40 C AMB. 150 C RISE 220 C SYSTEM IS-19C

Note: Design is based on 15.00KVA & 150C Rise 4.5% Imp.



JUMPER CONNECTION

TAP	VOLTS
1-2	483
3-4	460
5-6	437

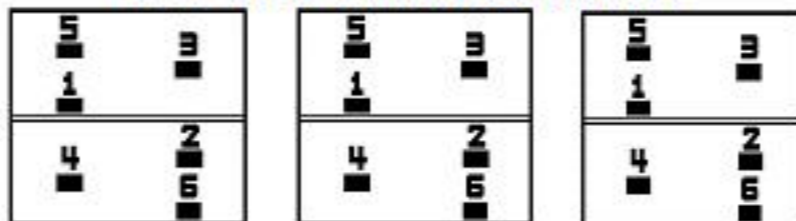
NET WGT
240 LB
108.9 Kg

54491
XV371
NOG
071615

INSPECTION
&
FINAL TEST
N529!

PRIMARY (H) 460 VOLTS (LINE-LINE)
 SECONDARY (X) 460 VOLTS (LINE-LINE)
 265 VOLTS (LINE-NEUTRAL)

COIL TAP ARRANGEMENT



LISTED 769G

ENCLOSURE TYPE 2 (IP30). RAINPROOF TYPE 3R ENCLOSURE (IP32) WHEN PROVIDED SHIELD 9T18Y4317G11

Assembled in Mexico


BEFORE HANDLING, INSTALLING AND OPERATING, SEE INSTRUCTION 475A667AAP001
ALUMINUM CONDUCTOR PRIMARY: 10 KV BIL SECONDARY: 10 KV BIL

Outline: 303B401AAP071

IN ACCORDANCE WITH NEC SECTION 450-9, ALLOW AT LEAST SIX INCHES
CLEARANCE FOR VENTILATION. CHECK ADDITIONAL NEC AND LOCAL CODES.

X3 - X2 - X1 - X0
 - H3 - H2 - H1

Note: Standard



2M000000



3M000000