



Transformer



1M000000

Catalog Number

Type QL

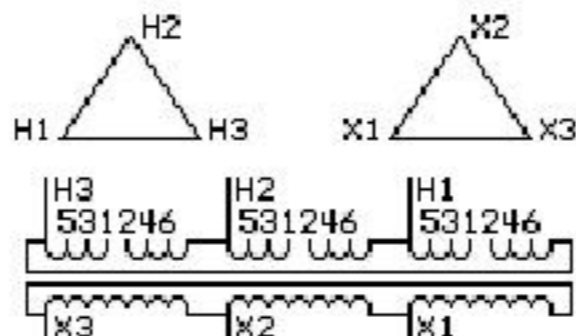
9D3A025AAP00A2T00

9T83B4102G90

25.0 KVA 60 HZ 3 PH 5.3 % IMP

40 C AMB. 150 C RISE 220 C SYSTEM IS-19C

Note: Design is based on 27.00KVA & 150C Rise 5.9% Imp.



JUMPER CONNECTION

TAP	VOLTS
1-2	504
3-4	480
5-6	456

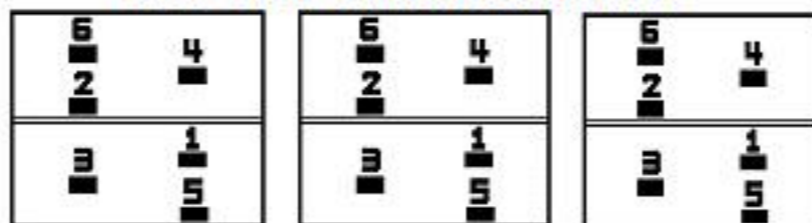
NET WGT
334 LB
151.5 Kg

49309
XV372
NOG
071515

INSPECTION
&
FINAL TEST
N529!

PRIMARY (H)	480 VOLTS (LINE-LINE)
SECONDARY (X)	480 VOLTS (LINE-LINE)

COIL TAP ARRANGEMENT



ENCLOSURE TYPE 2 (IP30). RAINPROOF TYPE 3R ENCLOSURE (IP32) WHEN PROVIDED SHIELD 9T18Y4317G05

Assembled in Mexico

BEFORE HANDLING, INSTALLING AND OPERATING, SEE INSTRUCTION 475A667AAP001
ALUMINUM CONDUCTOR PRIMARY: 10 KV BIL SECONDARY: 10 KV BIL

Outline: 303B401AAP072

IN ACCORDANCE WITH NEC SECTION 450-9, ALLOW AT LEAST SIX INCHES CLEARANCE FOR VENTILATION. CHECK ADDITIONAL NEC AND LOCAL CODES.


X3 - X2 - X1 - -
- H3 - H2 - H1

Note: Standard

X1 - - H1
X2 - - H2
X3 - - H3



2M000000



3M000000