



Transformer



1M000000

X4

X4

Catalog Number

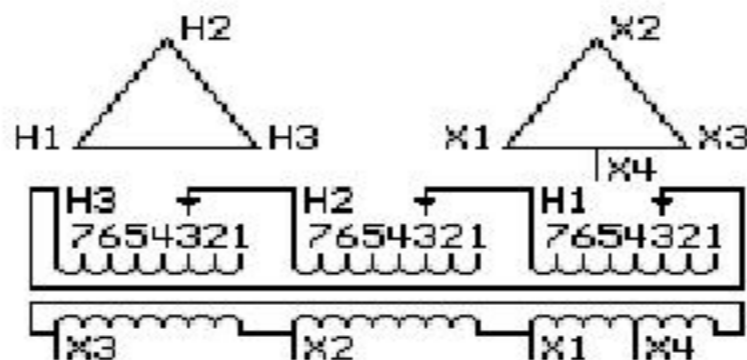
Type QL

9Q5A015ACAY00A2T00

9T83B5331

15.0 KVA 50/60 HZ 3 PH 6.6 % IMP

40 C AMB. 150 C RISE 220 C SYSTEM IS-19C



JUMPER CONNECTION	
TAP	VOLTS
1	435
2	426
3	415
4	404
5	394
6	383
7	374

NET WGT
240 LB
108.9 Kg

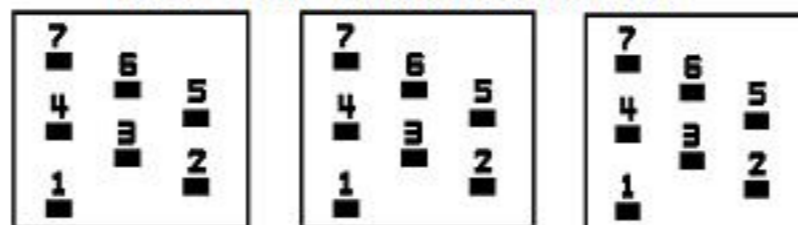
54509
XV371

NOG
071615

INSPECTION
&
FINAL TEST
N529!

PRIMARY (H) 415 VOLTS (LINE-LINE)
 SECONDARY (X) 220 VOLTS (LINE-LINE)
 110 VOLTS (1 PH MDTAP)

COIL TAP ARRANGEMENT



LISTED 769G

Assembled in Mexico

X3 - X2 - X1 - X4
 - H3 - H2 - H1

Note: Mid-Tap

ENCLOSURE TYPE 2 (IP30). RAINPROOF TYPE 3R ENCLOSURE (IP32) WHEN PROVIDED SHIELD 9T18Y4317G11


REDUCED CAPACITY TAP RATED AT 5% OF 3 PH KVA

BEFORE HANDLING, INSTALLING AND OPERATING, SEE INSTRUCTION 475A667AAP001

Outline: 303B401AAP071

ALUMINUM CONDUCTOR PRIMARY: 10 KV BIL SECONDARY: 10 KV BIL

IN ACCORDANCE WITH NEC SECTION 450-9, ALLOW AT LEAST SIX INCHES CLEARANCE FOR VENTILATION. CHECK ADDITIONAL NEC AND LOCAL CODES.



2M000000



3M000000

X3 - X2 - X1 -

- H3 - H2 - H1

X3 - X2 - X1 -

- H3 - H2 - H1